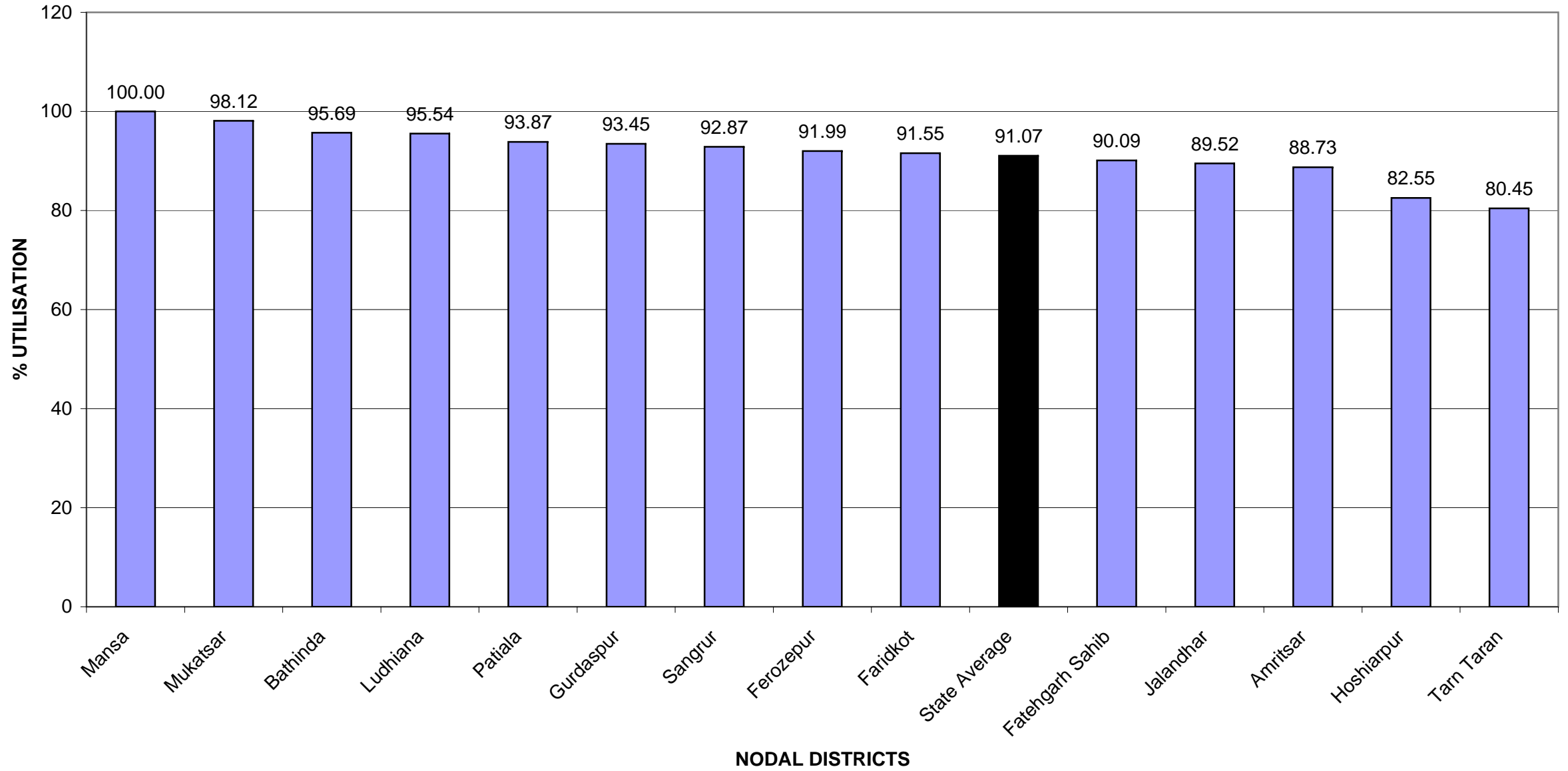
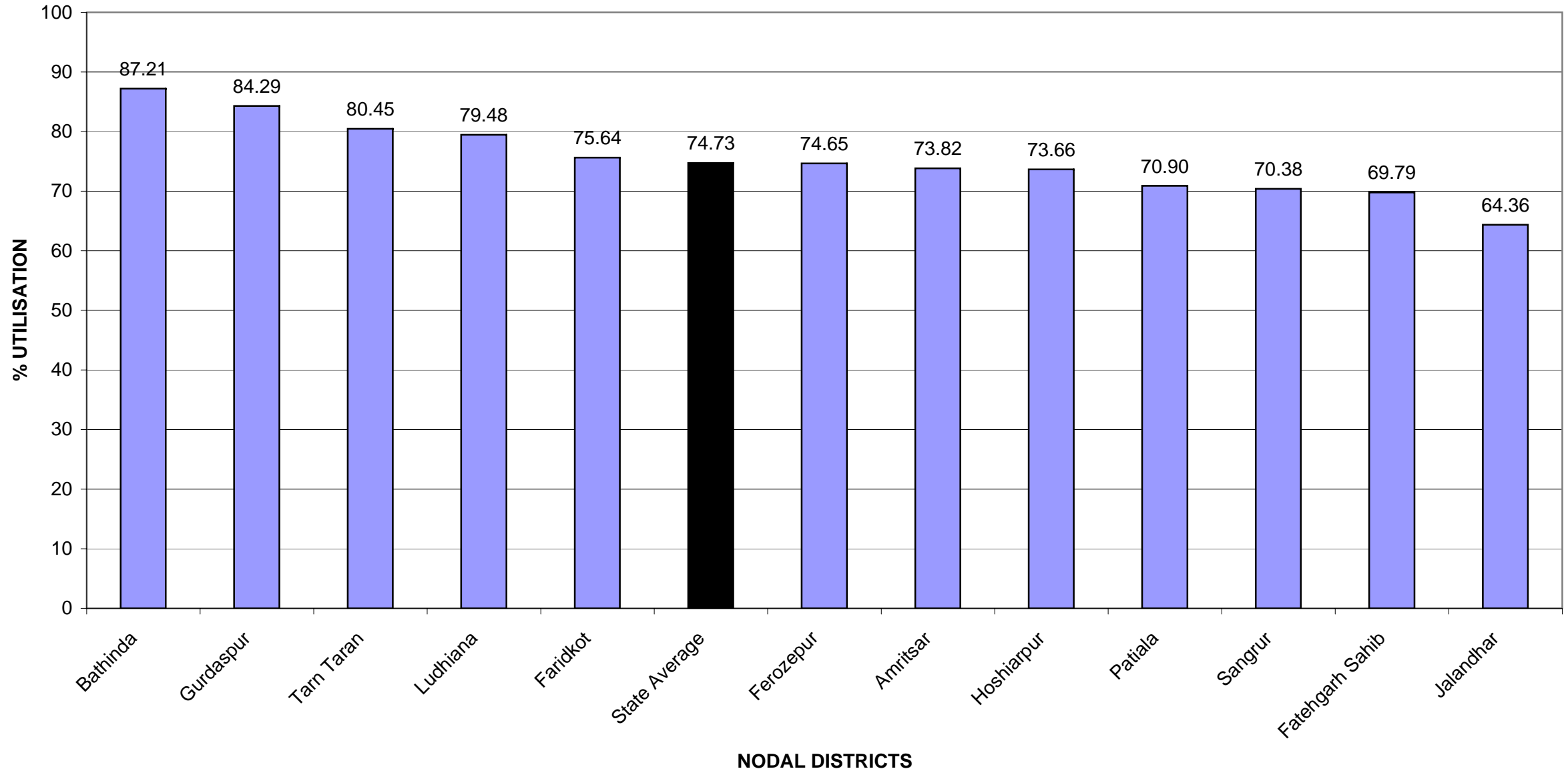


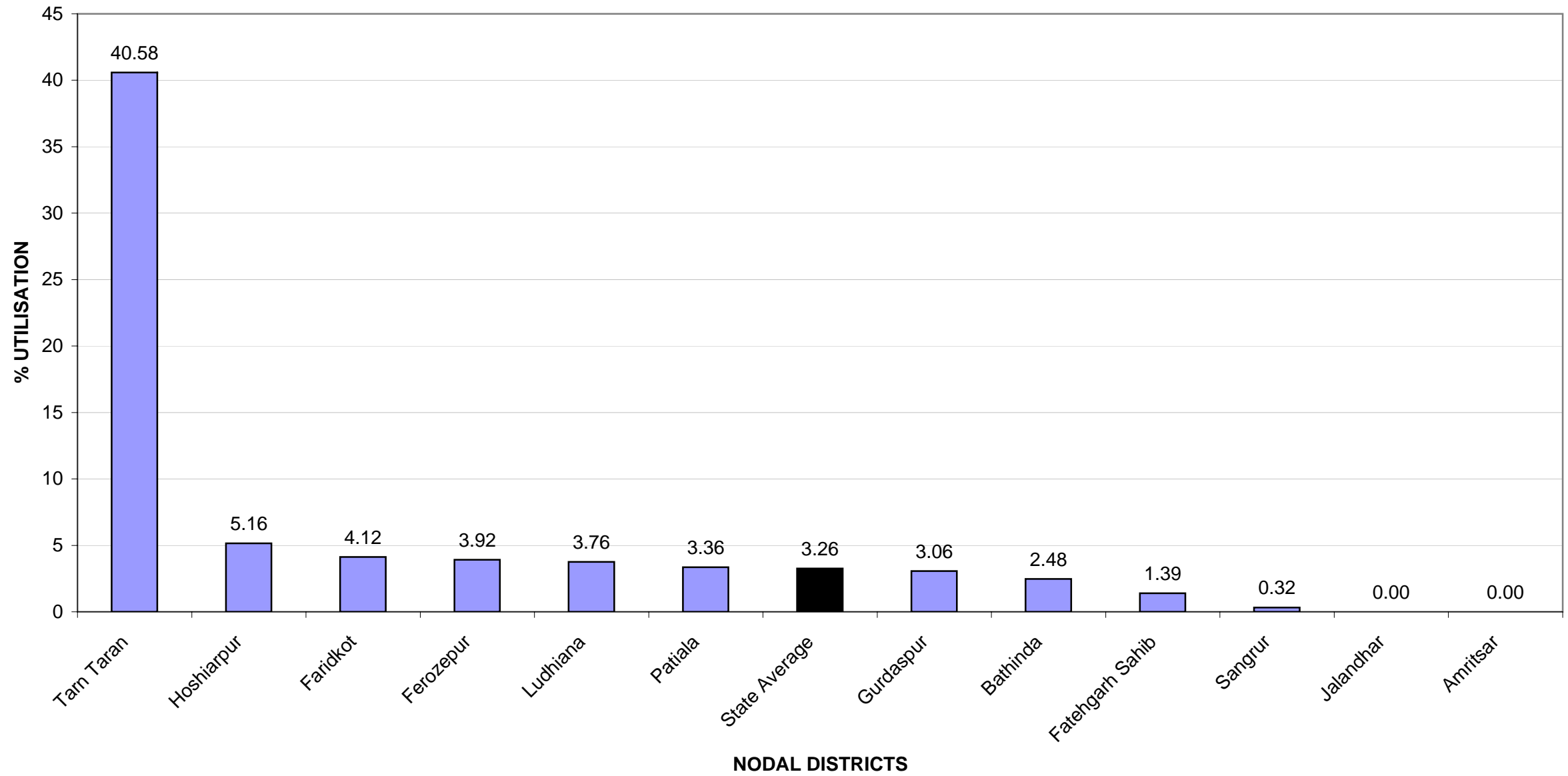
ITEM 2.1 %AGE UTILISATION OF FUNDS UPTO 31-5-2008 SITTING/EX MPs BOTH LS AND RS SINCE INCEPTION(1993-1994)



ITEM 5.1 (A) %AGE UTILISATION OF FUNDS **UPTO 31-5-2008** NODAL DISTRICT WISE- FOR SITTING MPs BOTH LS AND RS



ITEM 5.1(B)%AGE UTILISATION OF FUNDS DURING May 2008-NODAL DISTRICT WISE-FOR SITTING MPs BOTH LS AND RS



SN	Constituency	Installments not released by Govt. of India		Reasons of non-release			
		2007-08 (IInd)	2008-09 (Ist)	Unsanctioned balance >50 lakh	Unspent Balance >100 lakh	UC pending	Audit certificate pending
1	Amritsar	1	1	No	Yes	2006-07	2005-06
2	Bathinda		1	No	Yes		
3	Faridkot	1	1	Yes	Yes	2006-07	2005-06
4	Gurdaspur	1	1	No	No	2006-07	
5	Jalandhar	1	1	Yes	Yes	2006-07	2005-06
6	Ludhiana		1	Yes	Yes		
7	Phillaur	1	1	No	Yes	2006-07	2005-06
8	Tarn Taran		1	Yes	Yes		
	Total	5	8				

SN.	Name - Rajya Sabha MP	Installments not released by GOI						Reasons of non-release			
		2005-06 (IInd)	2006-07 (Ist)	2006-07 (IInd)	2007-08 (Ist)	2007-08 (IInd)	2008-09 (Ist)	Unsanctioned balance >50 lakh	Unspent Balance >100 lakh	UC pending	Audit certificate pending
1	Sh. Rajmohinder Singh (Amritsar)						1	Yes	Yes		
2	Sh. Ashwani Kumar (Gurdaspur)	1	1	1	1	1	1	No	Yes	2004-05 2005-06 2006-07	2003-04 2004-05 2005-06
3	Smt.Ambika Soni (Hoshiarpur)					1	1	Yes	Yes		
4	Sh. Dharam Pal Sabarwal (Hoshiarpur)			1	1	1	1	Yes	Yes		
5	Sh. Naresh Gujral, (Jalandhar)						1	Yes	Yes		
6	Sh. Manohar Singh Gill (Taran Tarn)						1	Yes	Yes		
	Total	1	1	2	2	3	6				

SN	Nodal District	Funds available					Actual Expenditure					Unutilised funds (Col 7-Col 12)	% age utilisation of funds Col.(12/7)	Rank
		Sitting Lok Sabha	Sitting Rajya Sabha	Previous Lok Sabha	Retired Rajya Sabha	Total	Sitting Lok Sabha	Sitting Rajya Sabha	Previous Lok Sabha	Retired Rajya Sabha	Total			
1	2	3	4	5	6	7	8	9	10	11	12	13	14	15
1	Amritsar	1906.01	739.98	3026.03	500.46	6172.48	1385.05	568.35	3023.03	500.46	5476.89	<u>695.59</u>	88.73	12
2	Bathinda	823.10	0.00	1618.61	0.00	2441.71	717.84	0.00	1618.61	0.00	2336.45	105.26	95.69	3
3	Faridkot	980.88	0.00	1364.46	660.31	3005.65	741.97	0.00	1358.01	651.55	2751.53	<u>254.12</u>	91.55	9
4	Ferozepur	913.17	0.00	1623.12	395.00	2931.29	681.66	0.00	1619.94	395.00	2696.60	<u>234.69</u>	91.99	8
5	Gurdaspur	792.51	760.29	1549.09	750.51	3852.40	702.36	606.55	1549.09	741.97	3599.97	<u>252.43</u>	93.45	6
6	Hoshiarpur	939.56	2173.29	1623.98	0.00	4736.83	653.94	1639.01	1617.39	0.00	3910.34	<u>826.49</u>	82.55	13
7	Jalandhar	1331.54	312.70	3167.64	1016.95	5828.83	1028.79	29.50	3144.61	1014.95	5217.85	<u>610.98</u>	89.52	11
8	Ludhiana	833.07	0.00	1644.58	1951.50	4429.15	662.13	0.00	1627.13	1942.23	4231.49	<u>197.66</u>	95.54	4
9	Patiala	906.17	0.00	1625.10	1974.33	4505.60	642.43	0.00	1625.10	1962.08	4229.61	<u>275.99</u>	93.87	5
10	Sangrur	914.49	0.00	1631.62	1254.02	3800.13	643.61	0.00	1631.62	1254.02	3529.25	<u>270.88</u>	92.87	7
11	Fatehgarh Sahib	942.77	0.00	1630.70	1204.01	3777.48	657.94	0.00	1575.50	1169.69	3403.13	<u>374.35</u>	90.09	10
12	Mansa	0.00	0.00	0.00	806.16	806.16	0.00	0.00	0.00	806.16	806.16	0.00	100.00	1
13	Mukatsar	0.00	0.00	0.00	830.98	830.98	0.00	0.00	0.00	815.34	815.34	15.64	98.12	2
14	Tarn Taran	0.00	863.02	0.00	0.00	863.02	0.00	694.27	0.00	0.00	694.27	<u>168.75</u>	80.45	14
	Total	11283.27	4849.28	20504.93	11344.23	47981.71	8517.72	3537.68	20390.03	11253.45	43698.88	4282.83	91.07	

SN.	Nodal District	Works Sanctioned					Works Completed					Pending Works (col.7-12)	%age of works completed Col.(12/7)	Rank
		Sitting Lok Sabha	Sitting Rajya Sabha	Previous Lok Sabha	Retd. Rajya Sabha	Total	Sitting Lok Sabha	Sitting Rajya Sabha	Previous Lok Sabha	Retd. Rajya Sabha	Total			
<i>1</i>	<i>2</i>	<i>3</i>	<i>4</i>	<i>5</i>	<i>6</i>	<i>7</i>	<i>8</i>	<i>9</i>	<i>10</i>	<i>11</i>	<i>12</i>	<i>13</i>	<i>14</i>	<i>15</i>
1	Amritsar	1403	396	3581	308	5688	508	148	3577	308	4541	1147	<u>79.83</u>	13
2	Bathinda	817	0	2209	0	3026	531	0	2209	0	2740	286	90.55	9
3	Faridkot	991	0	3405	254	4650	642	0	3379	247	4268	382	91.78	7
4	Ferozepur	505	0	1832	134	2471	460	0	1831	134	2425	46	98.14	2
5	Gurdaspur	850	684	1882	703	4119	650	451	1882	648	3631	488	<u>88.15</u>	11
6	Hoshiarpur	1151	1106	3905	0	6162	829	755	3893	0	5477	685	<u>88.88</u>	10
7	Jalandhar	1197	36	6541	717	8491	726	2	6513	714	7955	536	93.69	6
8	Ludhiana	723	0	1682	762	3167	469	0	1663	756	2888	279	91.19	8
9	Patiala	345	0	1888	2081	4314	201	0	1888	2064	4153	161	96.27	4
10	Sangrur	1024	0	2471	1200	4695	734	0	2471	1200	4405	290	93.82	5
11	Fatehgarh Sahib	1410	0	3435	1669	6514	700	0	3343	1590	5633	881	<u>86.48</u>	12
12	Mansa	0	0	0	983	983	0	0	0	983	983	0	100.00	1
13	Mukatsar	0	0	0	768	768	0	0	0	741	741	27	96.48	3
14	TarnTaran	0	312	0	0	312	0	132	0	0	132	180	<u>42.31</u>	14
Total		10416	2534	32831	9579	55360	6450	1488	32649	9385	49972	5388	90.27	

SN	Nodal District	Total Funds available	Funds sanctioned	Actual Expenditure	Unutilised/ Unspent Balance (col.3 -col.5)	%age utilisation over funds available (col.5 over col.3)
1	2	3	4	5	6	7
1	Amritsar	3026.03	3026.03	3023.03	<u>3.00</u>	99.90
1.1	Amritsar Constituency	1412.01	1412.01	1411.01	<u>1.00</u>	99.93
1.2	Taran Tarn Constituency	1614.02	1614.02	1612.02	<u>2.00</u>	99.88
2	Bathinda	1618.61	1618.61	1618.61	0.00	100.00
3	Faridkot	1364.46	1364.46	1358.01	<u>6.45</u>	99.53
4	Ferozepur	1623.12	1623.12	1619.94	<u>3.18</u>	99.80
5	Gurdaspur	1549.09	1549.09	1549.09	0.00	100.00
6	Hoshiarpur	1623.98	1623.98	1617.39	<u>6.59</u>	99.59
7	Jalandhar	3167.64	3167.64	3144.61	<u>23.03</u>	99.27
7.1	Jalandhar Constituency	1592.38	1592.38	1586.98	<u>5.40</u>	99.66
7.2	Phillaur Constituency	1575.26	1575.26	1557.63	<u>17.63</u>	98.88
8	Ludhiana	1644.58	1644.58	1627.13	<u>17.45</u>	98.94
9	Patiala	1625.10	1625.10	1625.10	0.00	100.00
10	Ropar	1630.70	1630.70	1575.50	<u>55.20</u>	96.61
11	Sangrur	1631.62	1631.62	1631.62	0.00	100.00
	Grand Total	20504.93	20504.93	20390.03	114.90	99.44

SN	Nodal District	Works sanctioned		Works completed		Works under progress		UC's received	
		No.	Cost	No.	Cost	No.	Cost	No.	Cost
<i>1</i>	<i>2</i>	<i>3</i>	<i>4</i>	<i>5</i>	<i>6</i>	<i>7</i>	<i>8</i>	<i>9</i>	<i>10</i>
1	Amritsar	3581	3026.03	3577	3023.03	4	3.00	3577	3023.03
1.1	Amritsar Constituency	1557	1412.01	1556	1411.01	1	1.00	1556	1411.01
1.2	Taran Tarn	2024	1614.02	2021	1612.02	3	2.00	2021	1612.02
2	Bathinda	2209	1618.61	2209	1618.61	0	0.00	2209	1618.61
3	Faridkot	3405	1364.46	3379	1355.07	26	9.39	3379	1355.07
4	Ferozepur	1832	1623.12	1831	1619.44	1	3.68	1811	1592.13
5	Gurdaspur	1882	1549.09	1882	1549.09	0	0.00	1825	1495.30
6	Hoshiarpur	3905	1623.98	3893	1612.05	12	11.93	3893	1612.05
7	Jalandhar	6541	3167.64	6513	3144.61	28	23.03	6513	3144.61
7.1	Jalandhar Constituency	2489	1592.38	2478	1586.98	11	5.40	2478	1586.98
7.2	Phillaur Constituency	4052	1575.26	4035	1557.63	17	17.63	4035	1557.63
8	Ludhiana	1682	1644.58	1663	1627.13	19	17.45	1663	1627.13
9	Patiala	1888	1625.10	1888	1625.10	0	0.00	1888	1625.10
10	Ropar	3435	1630.70	3343	1561.18	92	69.52	3343	1561.18
11	Sangrur	2471	1631.62	2471	1631.62	0	0	2471	1631.62
	Grand Total	32831	20504.93	32649	20366.93	182	138	32572	20285.83

SN	Nodal District	Total Funds Recd by the MP	Funds distributed to successor MPs	Funds to be distributed	Total Funds Sanctioned by the MP Col. {3-(4+5)}	Actual Exp.	Unspent Balance Col.(6-7)	%age utilisation over funds available Col. (7/6)
1	2	3	4	5	6	7	8	9
1	Amritsar - Sh.Raj Mohinder Singh	500.46	0.00	0.00	500.46	500.46	0.00	100.00
2	Jalandhar							
2.1	Sh. Balbir Singh	438.80	55.04	0.00	383.76	381.76	<u>2.00</u>	99.48
2.2	Sh. Iqbal Singh	340.94	59.79	0.00	281.15	281.15	0.00	100.00
2.3	Sh. Barjinder Singh Hamdard	354.38	2.34	0.00	352.04	352.04	0.00	100.00
Total		1134.12	117.17	0.00	1016.95	1014.95	2.00	99.80
3	Ludhiana							
3.1	Sh. Jagir Singh Dard	426.18	23.18	0.25	402.75	399.61	<u>3.14</u>	99.22
3.2	Sh. Mohinder Singh Kalyan	489.97	36.97	0.00	453.00	447.00	<u>6.00</u>	98.68
3.3	Sh.Lajpat Rai	1218.34	122.59	0.00	1095.75	1095.62	<u>0.13</u>	99.99
Total		2134.49	182.74	0.25	1951.50	1942.23	9.27	99.52
4	Patiala							
4.1	Sh. Vinod Sharma	414.26	16.34	0.00	397.92	395.92	<u>2.00</u>	99.50
4.2	Sh. Surinder Kumar Singla	389.46	38.59	0.00	350.87	350.87	0.00	100.00
4.3	Sh. Gurchran Singh Tohra	1250.60	23.13	1.93	1225.54	1215.29	<u>10.25</u>	99.16
Total		2054.32	78.06	1.93	1974.33	1962.08	12.25	99.38

SN	Nodal District	Total Funds Recd by the MP	Funds distributed to successor MPs	Funds to be distributed	Total Funds Sanctioned by the MP Col. {3-(4+5)}	Actual Exp.	Unspent Balance Col.(6-7)	%age utilisation over funds available Col. (7/6)
1	2	3	4	5	6	7	8	9
5	Ferozepur - Sh. Virendera Kataria	395.00	0.00	0.00	395.00	395.00	0.00	100.00
6	Gurdaspur							
6.1	Sh. Bhupinder Singh Mann	212.81	9.70	0.00	203.11	203.11	0.00	100.00
6.2	Smt. Sukhbans Kaur Bhinder	557.66	10.26	0.00	547.40	538.86	<u>8.54</u>	98.44
	Total	770.47	19.96	0.00	750.51	741.97	8.54	98.86
7	Mansa - Sh. Balwinder Singh Bhunder	847.15	40.99	0.00	806.16	806.16	0.00	100.00
8	Fatehgarh Sahib - Sh.Sukhdev Singh Libra	1257.13	53.12	0.00	1204.01	1169.69	<u>34.32</u>	97.15
9	Sangrur - Sh.Sukhdev Singh Dhindsa	1264.31	10.29	0.00	1254.02	1254.02	0.00	100.00
10	Faridkot - Smt.Gurcharan Kaur	679.80	19.47	0.02	660.31	651.55	<u>8.76</u>	98.67
11	Mukatsar - Sh.Sukhbir Singh Badal	850.00	19.02	0.00	830.98	815.34	<u>15.64</u>	98.12
Grand Total		11887.25	540.82	2.20	11344.23	11253.45	90.78	99.20

SN	Nodal District	Works sanctioned		Works completed		Works under progress		UC's received	
		No.	Cost	No.	Cost	No.	Cost	No.	Cost
<i>1</i>	<i>2</i>	<i>3</i>	<i>4</i>	<i>5</i>	<i>6</i>	<i>7</i>	<i>8</i>	<i>9</i>	<i>10</i>
1	Amritsar- Sh.Raj Mohinder Singh	308	500.46	308	500.46	0	0.00	308	500.46
2	Jalandhar								
2.1	Sh. Balbir Singh	301	383.76	298	381.76	<u>3</u>	2.00	298	381.76
2.2	Sh. Iqbal Singh	187	281.15	187	281.15	0	0.00	187	281.15
2.3	Sh. Barjinder Singh Hamdard	229	352.04	229	352.04	0	0.00	229	352.04
	Total	717	1016.95	714	1014.95	3	2.00	714	1014.95
3	Ludhiana								
3.1	Sh. Jagir Singh Dard	289	402.75	286	399.61	<u>3</u>	3.14	286	399.61
3.2	Sh. Mohinder Singh Kalyan	153	453.00	151	447.00	<u>2</u>	6.00	151	447.00
3.3	Sh.Lajpat Rai	320	1095.75	319	1094.56	<u>1</u>	1.19	319	1094.56
	Total	762	1951.50	756	1941.17	6	10.33	756	1941.17
4	Patiala								
4.1	Sh. Vinod Sharma	259	397.92	258	395.92	<u>1</u>	2.00	258	395.92
4.2	Sh. Surinder Kumar Singla	404	350.87	404	350.87	0	0.00	404	350.87
4.3	Sh. Gurchran Singh Tohra	1418	1225.54	1402	1215.29	<u>16</u>	10.25	1402	1215.29
	Total	2081	1974.33	2064	1962.08	17	12.25	2064	1962.08

SN	Nodal District	Works sanctioned		Works completed		Works under progress		UC's received	
		No.	Cost	No.	Cost	No.	Cost	No.	Cost
1	2	3	4	5	6	7	8	9	10
5	Ferozepur - Sh. Virendera Kataria	134	395.00	134	395.00	0	0.00	134	395.00
6	Gurdaspur								
6.1	Sh. Bhupinder Singh Mann	206	203.11	206	203.11	0	0.00	206	203.11
6.2	Smt. Sukhbans Kaur Bhinder	497	547.40	442	477.34	<u>55</u>	70.06	260	311.00
	Total	703	750.51	648	680.45	55	70.06	466	514.11
7	Mansa - Sh. Balwinder Singh Bhunder	983	806.16	983	806.16	0	0.00	960	790.46
8	Fatehgarh Sahib - Sh.Sukhdev Singh Libra	1669	1204.01	1590	1159.16	<u>79</u>	44.85	1540	1106.30
9	Sangrur* - Sh.Sukhdev Singh Dhindsa	1200	1254.02	1200	1254.02	<u>0</u>	0.00	1200	1254.02
10	Faridkot - Smt.Gurcharan Kaur	254	660.31	247	651.55	<u>7</u>	8.76	246	648.55
11	Mukatsar - Sh.Sukhbir Singh Badal	768	830.98	741	815.34	<u>27</u>	15.64	741	815.34
	Grand Total	9579	11344.23	9385	11180.34	194	163.89	9129	10942.44

* 68 works discontinued of Rs.73.03 lac are excluded.

SN	Nodal District	Total Fund available	Sanction				Actual Expenditure				Unsanctioned/Unspent			Performance During May, 2008	
			Upto previous month 30/4/08	During current month 31/5/08 Col (6-4)	Upto current month 31/5/08	% age of funds sanctioned Col (6/3)	Upto previous month 30/4/08	During current month 31/5/08 Col(10-8)	Upto current month (31/5/08)	%age utilisation Col(10/3)	Unsanctioned Balance - Col (3-6)	Total Unspent Balance Col (3-10)	Unspent with the Executing Agencies as on 31/5/08 - Col (13-12) =(6-10)	Unspent with the Executing Agencies as on 30/4/08 - Col (14+9-5) =(4-8)	%age of Funds spent during May 08 - Col (9/15)
1	2	3	4	5	6	7	8	9	10	11	12	13	14	15	16
	Amritsar														
1	Sh.Navjot Singh Sidhu, LS	1041.14	1014.84	0.00	1014.84	97.47	696.26	0.00	696.26	66.87	26.30	<u>344.88</u>	318.58	318.58	0.00
2	Dr.Rattan Singh Ajnala,LS (Tarn Taran)	864.87	764.65	0.00	764.65	88.41	688.79	0.00	688.79	79.64	<u>100.22</u>	<u>176.08</u>	75.86	75.86	0.00
3	Sh.Rajmohinder Singh, RS	739.98	612.77	0.00	612.77	82.81	568.35	0.00	568.35	76.81	<u>127.21</u>	<u>171.63</u>	44.42	44.42	0.00
	<i>Total</i>	<i>2645.99</i>	<i>2392.26</i>	<i>0.00</i>	<i>2392.26</i>	<i>90.41</i>	<i>1953.40</i>	<i>0.00</i>	<i>1953.40</i>	<i>73.82</i>	<i>253.73</i>	<i>692.59</i>	<i>438.86</i>	<i>438.86</i>	<i>0.00</i>
4	Bathinda -Smt. Paramjit Kaur, LS	823.10	794.10	0.00	794.10	96.48	715.90	1.94	717.84	87.21	29.00	<u>105.26</u>	76.26	78.20	2.48
5	Faridkot -Sh. Sukhbir Singh Badal, LS	980.88	793.37	0.00	793.37	80.88	739.76	2.21	741.97	75.64	<u>187.51</u>	<u>238.91</u>	51.40	53.61	4.12
6	Ferozepur -Sh. Zora Singh Mann, LS	913.17	755.25	0.00	755.25	82.71	678.66	3.00	681.66	74.65	<u>157.92</u>	<u>231.51</u>	73.59	76.59	3.92
	Gurdaspur														
7	Sh. Vinod Khanna, LS	792.51	789.81	0.00	789.81	99.66	697.51	4.85	702.36	88.62	2.70	90.15	87.45	92.30	5.25
8	Sh.Ashwani Kumar, RS	760.29	720.33	0.00	720.33	94.74	605.05	1.50	606.55	79.78	39.96	<u>153.74</u>	113.78	115.28	1.30
	<i>Total</i>	<i>1552.80</i>	<i>1510.14</i>	<i>0.00</i>	<i>1510.14</i>	<i>97.25</i>	<i>1302.56</i>	<i>6.35</i>	<i>1308.91</i>	<i>84.29</i>	<i>42.66</i>	<i>243.89</i>	<i>201.23</i>	<i>207.58</i>	<i>3.06</i>

SN	Nodal District	Total Fund available	Sanction				Actual Expenditure				Unsanctioned/Unspent			Performance During May, 2008	
			Upto previous month 30/4/08	During current month 31/5/08 Col (6-4)	Upto current month 31/5/08	% age of funds sanctioned Col (6/3)	Upto previous month 30/4/08	During current month 31/5/08 Col(10-8)	Upto current month (31/5/08)	%age utilisation Col(10/3)	Unsanctioned Balance - Col (3-6)	Total Unspent Balance Col (3-10)	Unspent with the Executing Agencies as on 31/5/08 - Col (13-12) =(6-10)	Unspent with the Executing Agencies as on 30/4/08 - Col (14+9-5) =(4-8)	%age of Funds spent during May 08 - Col (9/15)
1	2	3	4	5	6	7	8	9	10	11	12	13	14	15	16
	Hoshiarpur														
9	Sh.Avinash Rai Khanna, LS	939.56	790.01	0.00	790.01	84.08	648.94	5.00	653.94	69.60	149.55	<u>285.62</u>	136.07	141.07	3.54
10	Sh. Dharampal Sabharwal, RS	564.98	432.25	0.00	432.25	76.51	393.75	3.80	397.55	70.37	<u>132.73</u>	<u>167.43</u>	34.70	38.50	9.87
11	Smt. Ambika Soni, RS	655.00	594.58	0.00	594.58	90.78	535.35	3.10	538.45	82.21	<u>60.42</u>	<u>116.55</u>	56.13	59.23	5.23
12	Sh.Varinder Singh Bajwa, RS	953.31	805.21	0.00	805.21	84.46	697.01	6.00	703.01	73.74	148.10	<u>250.30</u>	102.20	108.20	5.55
	<i>Total</i>	<i>3112.85</i>	<i>2622.05</i>	<i>0.00</i>	<i>2622.05</i>	<i>84.23</i>	<i>2275.05</i>	<i>17.90</i>	<i>2292.95</i>	<i><u>73.66</u></i>	<i>490.80</i>	<i>819.90</i>	<i>329.10</i>	<i>347.00</i>	<i>5.16</i>
	Jalandhar														
13	Sh.RanaGurjit Singh,LS (Jalandhar)	650.23	548.66	0.00	548.66	84.38	486.76	0.00	486.76	74.86	101.57	163.47	61.90	61.90	0.00
14	Sh. Charanjit Singh Attwal, LS (Phillaur)	681.31	631.20	0.00	631.20	92.65	542.03	0.00	542.03	79.56	50.11	<u>139.28</u>	89.17	89.17	<u>0.00</u>
15	Sh. Naresh Gujral, RS (Jalandhar)	312.70	153.01	0.00	153.01	48.93	29.50	0.00	29.50	9.43	<u>159.69</u>	<u>283.20</u>	123.51	123.51	0.00
	<i>Total</i>	<i>1644.24</i>	<i>1332.87</i>	<i>0.00</i>	<i>1332.87</i>	<i>225.96</i>	<i>1058.29</i>	<i>0.00</i>	<i>1058.29</i>	<i><u>64.36</u></i>	<i>311.37</i>	<i>585.95</i>	<i>274.58</i>	<i>274.58</i>	<i>0.00</i>

SN	Nodal District	Total Fund available	Sanction				Actual Expenditure				Unsanctioned/Unspent			Performance During May, 2008	
			Upto previous month 30/4/08	During current month 31/5/08 Col (6-4)	Upto current month 31/5/08	% age of funds sanctioned Col (6/3)	Upto previous month 30/4/08	During current month 31/5/08 Col(10-8)	Upto current month (31/5/08)	%age utilisation Col(10/3)	Unsanctioned Balance - Col (3-6)	Total Unspent Balance Col (3-10)	Unspent with the Executing Agencies as on 31/5/08 - Col (13-12) =(6-10)	Unspent with the Executing Agencies as on 30/4/08 - Col (14+9-5) =(4-8)	%age of Funds spent during May 08 - Col (9/15)
1	2	3	4	5	6	7	8	9	10	11	12	13	14	15	16
16	Ludhiana-Sh. Sharanjit Singh Dhillon, LS	833.07	747.86	5.34	753.20	90.41	658.78	3.35	662.13	<u>79.48</u>	<u>79.87</u>	<u>170.94</u>	91.07	89.08	<u>3.76</u>
17	Patiala-Smt. Preneet Kaur, LS	906.17	800.22	0.00	800.22	88.31	636.95	5.48	642.43	70.90	105.95	<u>263.74</u>	157.79	163.27	<u>3.36</u>
18	Sangrur-Sh. Sukhdev Singh Dhindsa, LS	914.49	751.24	0.00	751.24	82.15	643.26	0.35	643.61	<u>70.38</u>	<u>163.25</u>	<u>270.88</u>	107.63	107.98	<u>0.32</u>
19	Fatehgarh Sahib-Sh. Sukhdev Singh Libra, LS(Ropar)	942.77	767.93	0.00	767.93	81.45	656.39	1.55	657.94	<u>69.79</u>	<u>174.84</u>	<u>284.83</u>	109.99	111.54	<u>1.39</u>
20	Taran Tarn-Sh.Manohar Singh Gill, RS	863.02	728.45	53.00	781.45	90.55	670.93	23.34	694.27	80.45	<u>81.57</u>	<u>168.75</u>	87.18	57.52	40.58
Grand Total		16132.55	13995.74	58.34	14054.08	87.12	11989.93	65.47	12055.40	74.73	2078.47	4077.15	1998.68	2005.81	3.26

SN	Nodal District	Works sanctioned		Works completed		Works under progress		UC's received	
		No.	Cost	No.	Cost	No.	Cost	No.	Cost
1	2	3	4	5	6	7	8	9	10
1	Amritsar								
1.1	Sh.Navjot Singh Sidhu, LS (Amritsar)	715	1014.84	314	500.45	401	514.39	314	500.45
1.2	Dr.Rattan Singh Ajnala,LS	688	764.65	194	247.04	494	517.61	194	247.04
1.3	Sh.Rajmohinder Singh, RS	396	612.77	148	247.64	248	365.13	148	247.64
Total		1799	2392.26	656	995.13	1143	1397.13	656	995.13
2	Bathinda- Smt. Paramjit Kaur, LS	817	794.10	531	546.11	286	247.99	531	546.11
3	Faridkot- Sh. Sukhbir Singh Baddal, LS	991	793.97	642	541.05	349	252.92	642	541.05
4	Ferozepur- Sh. Zora Singh Mann, LS	505	755.25	460	669.68	45	85.57	374	545.56
5	Gurdaspur								
5.1	Sh. Vinod Khanna, LS	850	789.81	650	582.50	200	207.31	447	413.60
5.2	Sh. Ashwani Kumar,RS	684	720.33	451	496.61	233	223.72	369	372.25
Total		1534	1510.14	1101	1079.11	433	431.03	816	785.85
6	Hoshiarpur								
6.1	Sh.Avinash Rai Khanna, LS	1151	790.01	829	520.29	322	269.72	829	520.29
6.2	Sh. Dharampal Sabharwal, RS	72	432.25	54	313.25	18	119.00	54	313.25
6.3	Smt. Ambika Soni, RS	356	594.58	183	433.21	173	161.37	183	433.21
6.4	Sh.Varinder Singh Bajwa, RS	678	805.21	518	531.98	160	273.23	518	531.98
Total		2257	2622.05	1584	1798.73	673	823.32	1584	1798.73

SN	Nodal District	Works sanctioned		Works completed		Works under progress		UC's received	
		No.	Cost	No.	Cost	No.	Cost	No.	Cost
1	2	3	4	5	6	7	8	9	10
7	Jalandhar								
7.1	Sh.RanaGurjit Singh,LS (Jalandhar)	426	548.66	212	321.63	214	227.03	212	321.63
7.2	Sh. Charanjit Singh Attwal, LS (Phillaur)	771	631.20	514	433.39	257	197.81	514	433.39
7.3	Sh. Naresh Gujral, RS (Jalandhar)	36	153.01	2	19.50	34	133.51	2	19.50
Total		1233	1332.87	728	774.52	505	558.35	728	774.52
8	Ludhiana -Sh. Sharanjit Singh Dhillon, RS	723	747.86	469	479.73	254	268.13	469	479.73
9	Patiala -Smt. Preneet Kaur, LS	345	800.22	201	468.27	144	331.95	201	468.27
10	Sangrur -Sh. Sukhdev Singh Dhindsa, LS	1024	751.24	734	509.21	290	242.03	734	509.21
11	Fatehgarh Sahib -Sh. Sukhdev Singh Libra, LS(Ropar)	1410	767.93	700	391.66	710	376.27	700	391.66
12	Tarn Taran -Sh.Manohar Singh Gill, RS	312	781.45	132	388.58	180	392.87	132	388.58
Grand Total		12950	14049.34	7938	8641.78	5012	5407.56	7567	8224.40

SN	Nodal District	Actual Works		Works Uploaded Out of col. 3	Works uploaded Excess/Less (5-3)	%age of Works Uploaded (col. 5/3)	Complete works placed on website out of col. 4	%age of complete works placed on website(col.7/4)
		Sanctioned	Completed					
1	2	3	4	5	6	7	8	9
1	Amritsar	5688	4541	6062	<u>374</u>	106.58	4386	96.59
2	Faridkot	4651	4268	5371	<u>720</u>	115.48	4822	112.98
3	Sangrur	4695	4405	4805	110	102.34	4405	100.00
4	Muktsar	768	741	768	0	100.00	741	100.00
5	Taran Tarn	312	132	359	47	115.06	113	85.61
6	Bathinda	3026	2740	3026	<u>0</u>	100.00	2740	100.00
7	Fatehgarh Sahib(Ropar)	6514	5633	6783	269	104.13	5579	99.04
8	Jalandhar	8494	7955	8407	<u>-87</u>	98.98	7693	96.71
9	Hoshiarpur	6162	5477	6208	46	100.75	5477	100.00
10	Mansa	983	983	983	0	100.00	983	100.00
11	Gurdaspur	4119	3631	4115	<u>-4</u>	99.90	3427	94.38
12	Firozpur	2471	2425	2284	-187	92.43	2217	91.42
13	Ludhiana	3167	2888	3095	-72	97.73	2654	91.90
14	Patiala	4314	4153	4278	-36	99.17	4127	99.37
Total		55364	49972	56544	1180	102.13	49364	98.78

Sr. No.	District	Actual Works		Works Uploaded							
		Sanctioned	Completed	Completed	Ongoing	Yet Not Started	Discontinued	Delayed	Total Works Placed on Website (5+6+7+8)	% of Works Placed on Website (10/3)	% of Completed Works on Website (5/4)
1	2	3	4	5	6	7	8	9	10	11	12
	Amritsar										
1	Sh.Navjot Singh Sidhu, LS (Amritsar)	715	314	285	292	262	3	3	842	117.76	90.76
2	Dr.Rattan Singh Ajnala,LS (Taran Tarn)	688	194	184	368	120	1	0	673	97.82	94.85
3	Sh.Rajmohinder Singh, RS	396	148	132	212	171	0	0	515	130.05	89.19
	<i>Total</i>	<i>1799</i>	<i>656</i>	<i>601</i>	<i>872</i>	<i>553</i>	<i>4</i>	<i>3</i>	<i>2030</i>	112.84	91.62
4	Bathinda - Smt. Paramjit Kaur, LS	817	531	531	152	102	32	17	817	100.00	100.00
5	Faridkot - Sh. Sukhbir Singh Baddal, LS	991	640	642	148	228	4	71	1022	103.13	100.31
6	Ferozepur - Sh. Zora Singh Mann, LS	505	460	432	15	26	5	27	478	94.65	93.91
	Gurdaspur										
7	Sh. Vinod Khanna, LS	850	650	621	71	179	0	7	871	102.47	95.54
8	Sh.Ashwani Kumar, RS	684	451	428	8	244	0	7	680	99.42	94.90
	<i>Total</i>	<i>1534</i>	<i>1101</i>	<i>1049</i>	<i>79</i>	<i>423</i>	<i>0</i>	<i>14</i>	<i>1551</i>	101.11	95.28
	Hoshiarpur										
9	Sh.Avinash Rai Khanna, LS	1151	829	829	300	22	12	73	1163	101.04	100.00
10	Sh. Dharampal Sabharwal, RS	72	54	54	4	14	0	1	72	100.00	100.00
11	Smt. Ambika Soni, RS	356	170	183	61	112	2	5	358	100.56	107.65
12	Sh.Varinder Singh Bajwa, RS	678	531	518	88	72	3	43	681	100.44	97.55
	<i>Total</i>	<i>2257</i>	<i>1584</i>	<i>1584</i>	<i>453</i>	<i>220</i>	<i>17</i>	<i>122</i>	<i>2274</i>	100.75	100.00

Sr. No.	District	Actual Works		Works Uploaded							
		Sanctioned	Completed	Completed	Ongoing	Yet Not Started	Discontinued	Delayed	Total Works Placed on Website (5+6+7+8)	% of Works Placed on Website (10/3)	% of Completed Works on Website (5/4)
1	2	3	4	5	6	7	8	9	10	11	12
	Jalandhar										
13	Sh.RanaGurjit Singh,LS (Jalandhar)	426	212	124	171	93	1	2	389	91.31	58.49
14	Sh. Charanjit Singh Attwal, LS (Phillaur)	771	514	401	161	183	8	9	753	97.67	78.02
15	Sh. Naresh Kumar Gujral, RS (Jalandhar)	36	2	0	0	6	0	0	6	16.67	0.00
	<i>Total</i>	<i>1233</i>	<i>728</i>	<i>525</i>	<i>332</i>	<i>282</i>	<i>9</i>	<i>11</i>	<i>1148</i>	93.11	72.12
16	Ludhiana - Sh. Sharanjit Singh Dhillon, LS	723	469	394	0	334	22	5	750	103.73	84.01
17	Patiala - Smt. Preneet Kaur, LS	345	201	181	0	134	0	0	315	91.30	90.05
18	Sangrur - Sh. Sukhdev Singh Dhindsa, LS	1024	734	734	0	291	31	60	1056	103.13	100.00
19	Fatehgarh Sahib - Sh. Sukhdev Singh Libra, LS(Ropar)	1410	700	700	632	82	41	3	1455	103.19	100.00
20	Taran Tarn - Sh. Manohar Singh Gill, RS	312	132	113	246	0	0	0	359	115.06	85.61
	Total	12950	7936	7486	2929	2675	165	333	13255	102.36	94.33

*29 works of Rs 13.70 lacs are shown as discontinues work during 14th Lok Sabha

Sr. No.	Constituency	Actual Works		Works Uploaded							
		Sanctioned	Completed	Completed	Ongoing	Yet Not Started	Discontinued	Delayed	Total Works Placed on Website (5+6+7+8)	% of Works Placed on Website (10/3)	% of Completed Works on Website (5/4)
1	2	3	4	5	6	7	8	9	10	11	12
1	Amritsar	324	324	323	0	1	0	0	324	100.00	99.69
2	Bathinda	402	402	455	0	0	0	3	455	113.18	113.18
3	Faridkot	981	981	981	0	0	0	0	981	100.00	100.00
4	Firozpur	477	477	433	0	0	0	2	433	90.78	90.78
5	Gurdaspur	331	331	339	0	0	0	0	339	102.42	102.42
6	Hoshiarpur	335	334	334	0	0	1	33	335	100.00	100.00
7	Jalandhar	422	422	421	0	1	0	33	422	100.00	99.76
8	Ludhiana	158	152	152	0	0	0	0	152	96.20	100.00
9	Patiala	155	155	155	0	0	0	1	155	100.00	100.00
10	Phillaur	647	645	630	0	15	2	61	647	100.00	97.67
11	Ropar	201	200	200	0	0	0	15	200	99.50	100.00
12	Sangrur	103	98	94	0	5	4	2	103	100.00	95.92
13	Taran Tarn	147	147	147	0	0	0	0	147	100.00	100.00
	Total	4683	4668	4664	0	22	7	150	4693	100.21	99.91

Sr. No.	Constituency	Actual Works		Works Uploaded							
		Sanctioned	Completed	Completed	Ongoing	Yet Not Started	Discontinued	Delayed	Total Works Placed on Website (5+6+7+8)	% of Works Placed on Website (10/3)	% of Completed Works on Website (5/4)
1	2	3	4	5	6	7	8	9	10	11	12
1	Amritsar	138	138	138	0	0	0	0	138	100.00	100.00
2	Bathinda	136	136	139	0	0	0	0	139	102.21	102.21
3	Faridkot	398	398	389	0	0	0	0	389	97.74	97.74
4	Firozpur	218	217	209	0	2	0	2	211	96.79	96.31
5	Gurdaspur	184	184	192	0	0	0	0	192	104.35	104.35
6	Hoshiarpur	386	386	386	0	0	0	0	386	100.00	100.00
7	Jalandhar	184	179	184	0	0	0	57	184	100.00	102.79
8	Ludhiana	190	190	188	0	0	0	0	188	98.95	98.95
9	Patiala	319	319	319	0	0	0	1	319	100.00	100.00
10	Phillaur	710	710	705	0	5	1	93	710	100.00	99.30
11	Ropar	403	403	327	0	0	0	0	327	81.14	81.14
12	Sangrur	291	291	285	0	0	6	1	291	100.00	97.94
13	Taran Tarn	521	521	504	0	0	0	0	504	96.74	96.74
	Total	4078	4072	3965	0	7	7	154	3978	97.55	97.37

Sr. No.	Constituency	Actual Works		Works Uploaded							
		Sanctioned	Completed	Completed	Ongoing	Yet Not Started	Discontinued	Delayed	Total Works Placed on Website (5+6+7+8)	% of Works Placed on Website (10/3)	% of Completed Works on Website (5/4)
1	2	3	4	5	6	7	8	9	10	11	12
1	Amritsar	49	49	50	0	53	0	1	103	210.20	102.04
2	Bathinda	238	238	240	0	0	0	0	240	100.84	100.84
3	Faridkot	285	285	289	0	1	0	0	290	101.75	101.40
4	Firozpur	90	90	89	0	19	0	1	108	120.00	98.89
5	Gurdaspur	216	216	215	0	0	0	0	215	99.54	99.54
6	Hoshiarpur	290	287	287	0	0	3	213	290	100.00	100.00
7	Jalandhar	116	116	116	0	0	0	24	116	100.00	100.00
8	Ludhiana	71	71	71	0	0	0	0	71	100.00	100.00
9	Patiala	147	147	147	0	0	0	0	147	100.00	100.00
10	Phillaur	248	248	248	0	0	0	85	248	100.00	100.00
11	Ropar	270	270	234	0	36	0	0	270	100.00	86.67
12	Sangrur	234	234	230	0	0	4	0	234	100.00	98.29
13	Taran Tarn	192	192	102	1	2	0	0	105	54.69	53.13
	Total	2446	2443	2318	1	111	7	324	2437	99.63	94.88

Sr. No.	Constituency	Actual Works		Works Uploaded							
		Sanctioned	Completed	Completed	Ongoing	Yet Not Started	Discontinued	Delayed	Total Works Placed on Website (5+6+7+8)	% of Works Placed on Website (10/3)	% of Completed Works on Website (5/4)
1	2	3	4	5	6	7	8	9	10	11	12
1	Amritsar	1046	1044	1044	0	0	1	0	1045	99.90	100.00
2	Bathinda	1430	1430	1375	0	0	0	1	1375	96.15	96.15
3	Faridkot	1741	1715	2222	0	119	29	64	2370	136.13	129.56
4	Firozpur	1047	1047	920	0	0	0	6	920	87.87	87.87
5	Gurdaspur	1151	1151	1121	0	3	1	0	1125	97.74	97.39
6	Hoshiarpur	2894	2886	2886	6	6	25	336	2923	101.00	100.00
7	Jalandhar	1767	1753	1743	0	24	0	339	1767	100.00	99.43
8	Ludhiana	1263	1250	1175	0	38	0	2	1213	96.04	94.00
9	Patiala	1267	1267	1266	0	0	0	116	1266	99.92	99.92
10	Phillaur	2450	2440	2404	21	25	0	447	2450	100.00	98.52
11	Ropar	2561	2470	2563	83	29	187	36	2862	111.75	103.77
12	Sangrur	1843	1848	1862	0	0	0	29	1862	101.03	100.76
13	Taran Tarn	1164	1162	1164	0	187	0	0	1351	116.07	100.17
	Total	21624	21463	21745	110	431	243	1376	22529	104.19	101.31

*Sangrur 162 works discontinued (Duplicate)

Sr. No.	Constituency	Actual Works		Works Uploaded							
		Sanctioned	Completed	Completed	Ongoing	Yet Not Started	Discontinued	Delayed	Total Works Placed on Website (5+6+7+8)	% of Works Placed on Website (10/3)	% of Completed Works on Website (5/4)
1	2	3	4	5	6	7	8	9	10	11	12
1	Amritsar										
	Sh.Raj Mohinder Singh	308	308	313	0	2	0	0	315	102.27	101.62
2	Jalandhar										
2.1	Sh. Balbir Singh	301	298	301	0	0	0	118	301	100.00	101.01
2.2	Sh. Iqbal Singh	187	187	187	0	0	0	87	187	100.00	100.00
2.3	Sh. Barjinder Singh Hamdard	229	229	229	0	0	0	61	229	100.00	100.00
	<i>Total</i>	<i>717</i>	<i>714</i>	<i>717</i>	<i>0</i>	<i>0</i>	<i>0</i>	<i>266</i>	<i>717</i>	<i>100.00</i>	<i>100.42</i>
3	Ludhiana										
3.1	Sh. Jagir Singh Dard	289	286	289	0	4	0	0	293	101.38	101.05
3.2	Sh. Mohinder Singh Kalyan	153	152	153	0	0	0	0	153	100.00	100.66
3.3	Sh.Lajpat Rai	320	318	232	1	40	0	1	273	85.31	72.96
	<i>Total</i>	<i>762</i>	<i>756</i>	<i>674</i>	<i>1</i>	<i>44</i>	<i>0</i>	<i>1</i>	<i>719</i>	<i>94.36</i>	<i>89.15</i>
4	Patiala										
4.1	Sh. Vinod Sharma	259	258	257	0	0	1	2	258	99.61	99.61
4.2	Sh. Surinder Kumar Singla	404	404	399	0	1	0	7	400	99.01	98.76
4.3	Sh.Gurcharan Singh Tohra	1418	1402	1403	0	15	0	0	1418	100.00	100.07
	<i>Total</i>	<i>2081</i>	<i>2064</i>	<i>2059</i>	<i>0</i>	<i>16</i>	<i>1</i>	<i>9</i>	<i>2076</i>	<i>99.76</i>	<i>99.76</i>

Sr. No.	Constituency	Actual Works		Works Uploaded							
		Sanctioned	Completed	Completed	Ongoing	Yet Not Started	Discontinued	Delayed	Total Works Placed on Website (5+6+7+8)	% of Works Placed on Website (10/3)	% of Completed Works on Website (5/4)
1	2	3	4	5	6	7	8	9	10	11	12
5	Ferozepur										
	Sh. Virendera Kataria	134	134	134	0	0	0	1	134	100.00	100.00
6	Gurdaspur										
6.1	Sh. Bhupinder Singh Mann	206	206	200	0	0	0	0	200	97.09	97.09
6.2	Smt. Sukhbans Kaur Bhinder	497	442	311	165	17	0	3	493	99.20	70.36
<i>Total</i>		<i>703</i>	<i>648</i>	<i>511</i>	<i>165</i>	<i>17</i>	<i>0</i>	<i>3</i>	<i>693</i>	<i>98.58</i>	<i>78.86</i>
7	Mansa										
	Sh. Balwinder Singh Bhunder	983	983	983	0	0	0	6	983	100.00	100.00
8	Fatehgarh Sahib										
	Sh.Sukhdev Singh Libra	1669	1590	1555	50	5	59	11	1669	100.00	97.80
9	Sangrur										
	Sh.Sukhdev Singh Dhindsa	1200	1200	1200	0	0	59	3	1259	104.92	100.00
10	Faridkot										
	Smt. Gurcharan Kaur	254	247	299	2	13	5	6	319	125.59	121.05
11	Mukatsar										
	Sh.Sukhbir Singh Badal	768	741	741	0	26	1	0	768	100.00	100.00
Grand Total		9579	9385	9186	218	123	125	306	9652	100.76	97.88