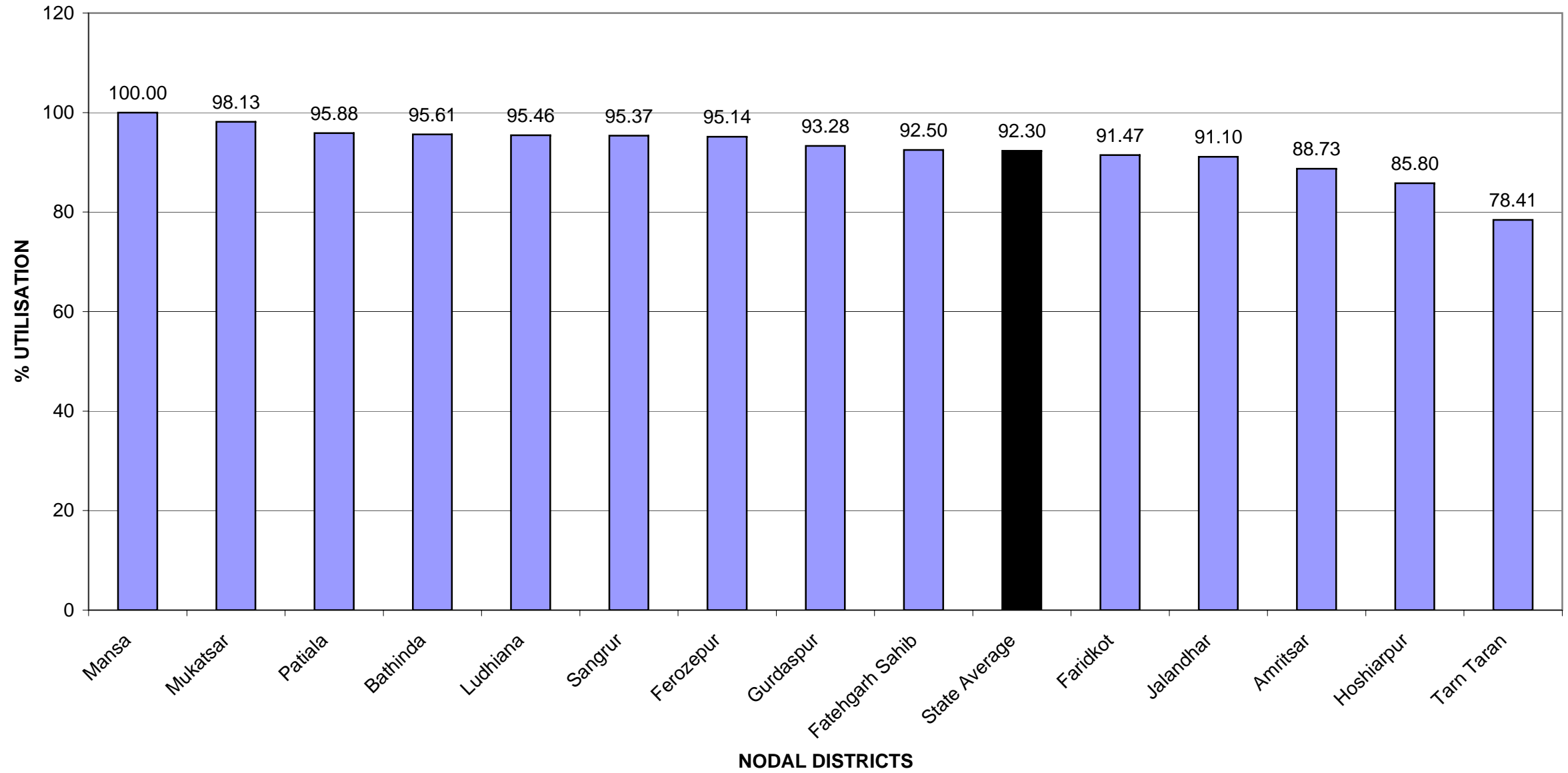
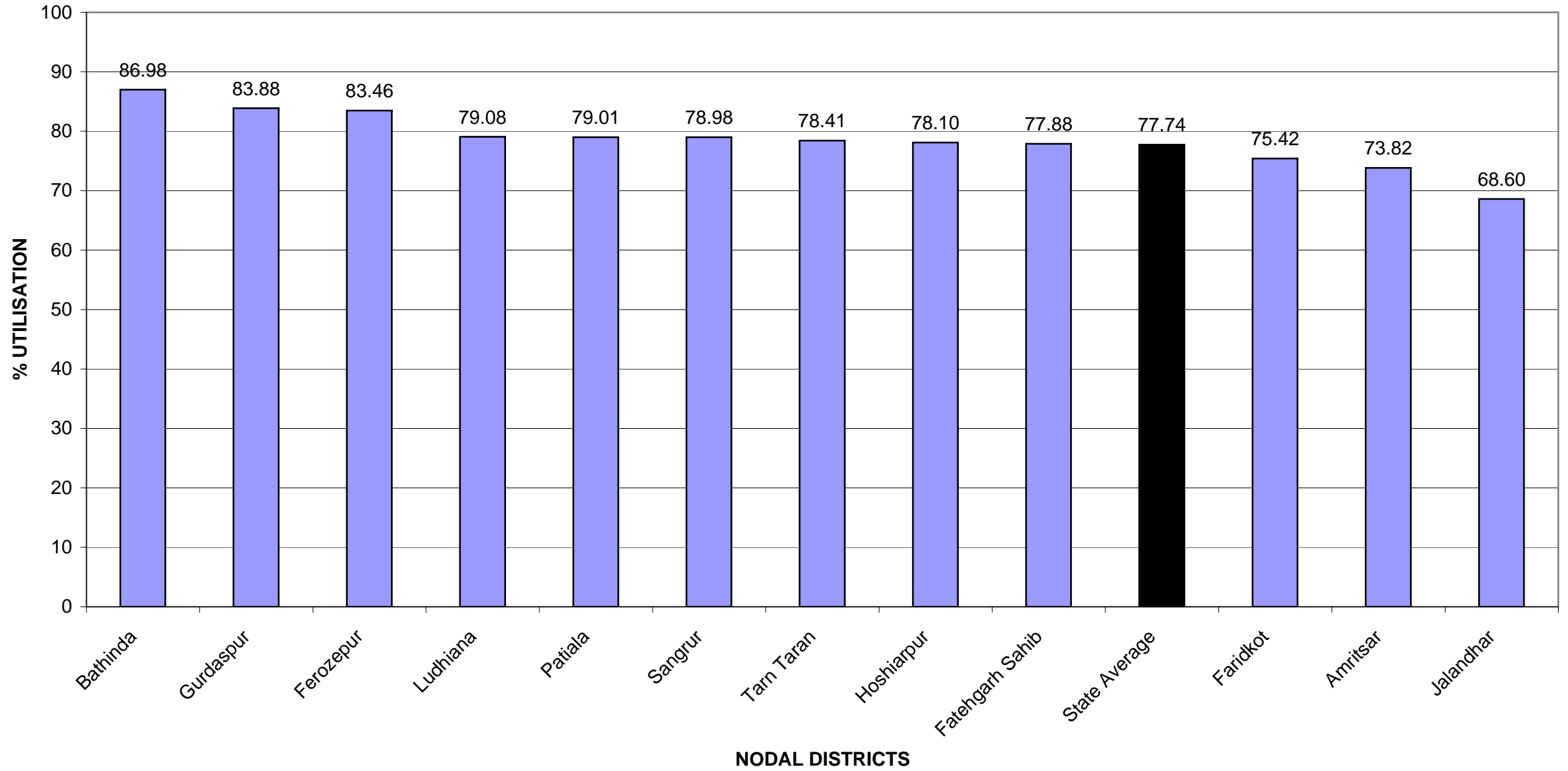


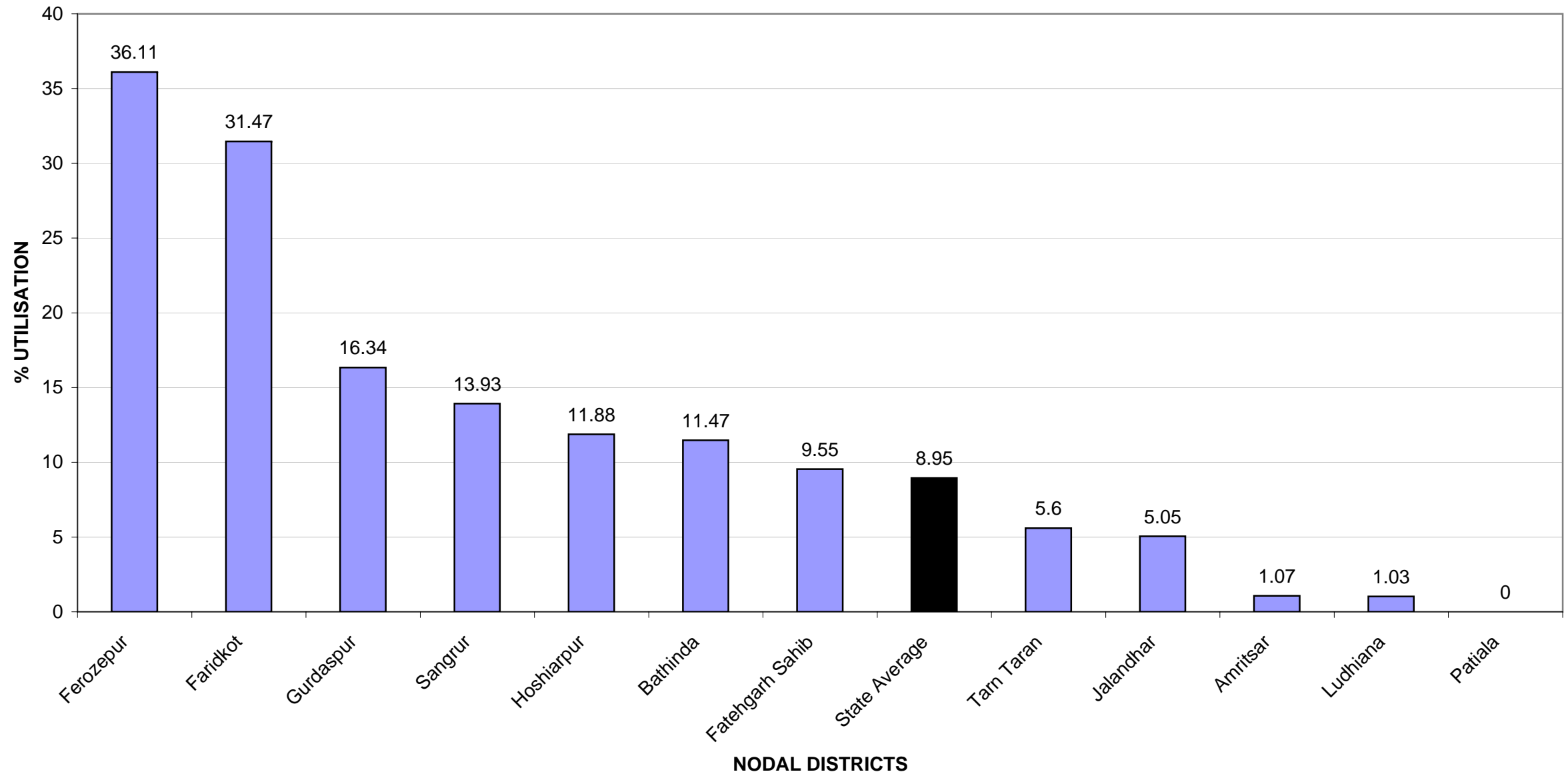
ITEM 2.1 %AGE UTILISATION OF FUNDS UPTO 30-4-2008 SITTING/EX MPs BOTH LS AND RS SINCE INCEPTION(1993-1994)



ITEM 5.1 (A) %AGE UTILISATION OF FUNDS **UPTO 30-4-2008** NODAL DISTRICT WISE- FOR SITTING MPs BOTH LS AND RS



ITEM 5.1(B)%AGE UTILISATION OF FUNDS DURING April 2008-NODAL DISTRICT WISE-FOR SITTING MPs BOTH LS AND RS



SN	Constituency	Installments not released by Govt. of India		Reasons of non-release			
		2007-08 (IInd)	2008-09 (Ist)	Unsanctioned balance >50 lakh	Unspent Balance >100 lakh	UC pending	Audit certificate pending
1	Amritsar	1	1	No	Yes	2006-07	2005-06
2	Bathinda		1	No	Yes		
3	Faridkot	1	1	Yes	Yes	2006-07	2005-06
4	Gurdaspur	1	1	No	No	2006-07	2005-06
5	Jalandhar	1	1	No	No	2006-07	2005-06
6	Ludhiana		1	Yes	Yes		
7	Phillaur	1	1	No	Yes	2006-07	2005-06
8	Tarn Taran		1	Yes	Yes		
	Total	5	8				

SN.	Name - Rajya Sabha MP	Installments not released by GOI						Reasons of non-release			
		2005-06 (IInd)	2006-07 (Ist)	2006-07 (IInd)	2007-08 (Ist)	2007-08 (IInd)	2008-09 (Ist)	Unsanctioned balance >50 lakh	Unspent Balance >100 lakh	UC pending	Audit certificate pending
1	Sh. Rajmohinder Singh (Amritsar)						1	Yes	Yes		
2	Sh. Ashwani Kumar (Gurdaspur)	1	1	1	1	1	1	No	Yes	2004-05 2005-06 2006-07	2003-04 2004-05 2005-06
3	Smt.Ambika Soni (Hoshiarpur)					1	1	Yes	Yes		
4	Sh. Dharam Pal Sabarwal (Hoshiarpur)			1	1	1	1	Yes	Yes		
5	Sh. Naresh Gujral, (Jalandhar)						1	Yes	Yes		
6	Sh. Manohar Singh Gill (Taran Tarn)						1	Yes	Yes		
	Total	1	1	2	2	3	6				

SN	Nodal District	Funds available					Actual Expenditure					Unutilised funds (Col 7-Col 12)	% age utilisation of funds Col.(12/7)	Rank
		Sitting Lok Sabha	Sitting Rajya Sabha	Previous Lok Sabha	Retired Rajya Sabha	Total	Sitting Lok Sabha	Sitting Rajya Sabha	Previous Lok Sabha	Retired Rajya Sabha	Total			
1	2	3	4	5	6	7	8	9	10	11	12	13	14	15
1	Amritsar	1906.01	739.98	3026.03	500.46	6172.48	1385.05	568.35	3023.03	500.46	5476.89	<u>695.59</u>	88.73	12
2	Bathinda	823.10	0.00	1618.61	0.00	2441.71	715.90	0.00	1618.61	0.00	2334.51	107.20	95.61	4
3	Faridkot	980.88	0.00	1364.46	660.31	3005.65	739.76	0.00	1358.01	651.55	2749.32	<u>256.33</u>	91.47	10
4	Ferozepur	813.17	0.00	1623.12	395.00	2831.29	678.66	0.00	1619.94	395.00	2693.60	<u>137.69</u>	95.14	7
5	Gurdaspur	792.51	760.29	1549.09	750.51	3852.40	697.51	605.05	1549.09	741.97	3593.62	<u>258.78</u>	93.28	8
6	Hoshiarpur	839.56	2073.29	1623.98	0.00	4536.83	648.94	1626.11	1617.39	0.00	3892.44	<u>644.39</u>	85.80	13
7	Jalandhar	1230.05	312.70	3167.64	1016.95	5727.34	1028.79	29.50	3144.61	1014.95	5217.85	<u>509.49</u>	91.10	11
8	Ludhiana	833.07	0.00	1644.58	1951.50	4429.15	658.78	0.00	1627.13	1942.23	4228.14	<u>201.01</u>	95.46	5
9	Patiala	806.17	0.00	1625.10	1974.33	4405.60	636.95	0.00	1625.10	1962.08	4224.13	<u>181.47</u>	95.88	3
10	Sangrur	814.49	0.00	1631.62	1254.02	3700.13	643.26	0.00	1631.62	1254.02	3528.90	<u>171.23</u>	95.37	6
11	Fatehgarh Sahib	842.77	0.00	1630.70	1204.01	3677.48	656.39	0.00	1575.50	1169.69	3401.58	<u>275.90</u>	92.50	9
12	Mansa	0.00	0.00	0.00	806.16	806.16	0.00	0.00	0.00	806.16	806.16	0.00	100.00	1
13	Mukatsar	0.00	0.00	0.00	830.98	830.98	0.00	0.00	0.00	815.44	815.44	15.54	98.13	2
14	Tarn Taran	0.00	855.62	0.00	0.00	855.62	0.00	670.93	0.00	0.00	670.93	<u>184.69</u>	78.41	14
	Total	10681.78	4741.88	20504.93	11344.23	47272.82	8489.99	3499.94	20390.03	11253.55	43633.51	3639.31	92.30	

SN.	Nodal District	Works Sanctioned					Works Completed					Pending Works (col.7-12)	%age of works completed Col.(12/7)	Rank
		Sitting Lok Sabha	Sitting Rajya Sabha	Previous Lok Sabha	Retd. Rajya Sabha	Total	Sitting Lok Sabha	Sitting Rajya Sabha	Previous Lok Sabha	Retd. Rajya Sabha	Total			
1	2	3	4	5	6	7	8	9	10	11	12	13	14	15
1	Amritsar	1403	396	3581	308	5688	508	148	3577	308	4541	1147	<u>79.83</u>	13
2	Bathinda	803	0	2206	0	3009	530	0	2206	0	2736	273	90.93	9
3	Faridkot	992	0	3405	254	4651	640	0	3379	247	4266	385	91.72	8
4	Ferozepur	505	0	1832	134	2471	456	0	1831	134	2421	50	97.98	2
5	Gurdaspur	850	684	1882	703	4119	650	451	1882	648	3631	488	<u>88.15</u>	11
6	Hoshiarpur	1151	1106	3905	0	6162	816	749	3893	0	5458	704	<u>88.58</u>	10
7	Jalandhar	1198	36	6541	717	8492	726	2	6513	714	7955	537	93.68	6
8	Ludhiana	698	0	1682	762	3142	469	0	1663	756	2888	254	91.92	7
9	Patiala	345	0	1888	2081	4314	201	0	1888	2064	4153	161	96.27	4
10	Sangrur	1024	0	2471	1200	4695	728	0	2471	1200	4399	296	93.70	5
11	Fatehgarh Sahib	1410	0	3435	1669	6514	677	0	3343	1590	5610	904	<u>86.12</u>	12
12	Mansa	0	0	0	983	983	0	0	0	983	983	0	100.00	1
13	Mukatsar	0	0	0	739	739	0	0	0	713	713	26	96.48	3
14	TarnTaran	0	292	0	0	292	0	126	0	0	126	166	<u>43.15</u>	14
Total		10379	2514	32828	9550	55271	6401	1476	32646	9357	49880	5391	90.25	

SN	Nodal District	Total Funds available	Funds sanctioned	Actual Expenditure	Unutilised/ Unspent Balance (col.3 -col.5)	%age utilisation over funds available (col.5 over col.3)
1	2	3	4	5	6	7
1	Amritsar	3026.03	3026.03	3023.03	<u>3.00</u>	99.90
1.1	Amritsar Constituency	1412.01	1412.01	1411.01	<u>1.00</u>	99.93
1.2	Taran Tarn Constituency	1614.02	1614.02	1612.02	<u>2.00</u>	99.88
2	Bathinda	1618.61	1618.61	1618.61	0.00	100.00
3	Faridkot	1364.46	1364.46	1358.01	<u>6.45</u>	99.53
4	Ferozepur	1623.12	1623.12	1619.94	<u>3.18</u>	99.80
5	Gurdaspur	1549.09	1549.09	1549.09	0.00	100.00
6	Hoshiarpur	1623.98	1623.98	1617.39	<u>6.59</u>	99.59
7	Jalandhar	3167.64	3167.64	3144.61	<u>23.03</u>	99.27
7.1	Jalandhar Constituency	1592.38	1592.38	1586.98	<u>5.40</u>	99.66
7.2	Phillaur Constituency	1575.26	1575.26	1557.63	<u>17.63</u>	98.88
8	Ludhiana	1644.58	1644.58	1627.13	<u>17.45</u>	98.94
9	Patiala	1625.10	1625.10	1625.10	0.00	100.00
10	Ropar	1630.70	1630.70	1575.50	<u>55.20</u>	96.61
11	Sangrur	1631.62	1631.62	1631.62	0.00	100.00
	Grand Total	20504.93	20504.93	20390.03	114.90	99.44

SN	Nodal District	Works sanctioned		Works completed		Works under progress		UC's received	
		No.	Cost	No.	Cost	No.	Cost	No.	Cost
<i>1</i>	<i>2</i>	<i>3</i>	<i>4</i>	<i>5</i>	<i>6</i>	<i>7</i>	<i>8</i>	<i>9</i>	<i>10</i>
1	Amritsar	3581	3026.03	3577	3023.03	4	3.00	3577	3023.03
1.1	Amritsar Constituency	1557	1412.01	1556	1411.01	1	1.00	1556	1411.01
1.2	Taran Tarn	2024	1614.02	2021	1612.02	3	2.00	2021	1612.02
2	Bathinda	2206	1618.61	2206	1618.61	0	0.00	2206	1618.61
3	Faridkot	3405	1364.46	3379	1355.07	26	9.39	3379	1355.07
4	Ferozepur	1832	1623.12	1831	1619.44	1	3.68	1804	1586.38
5	Gurdaspur	1882	1549.09	1882	1549.09	0	0.00	1825	1495.30
6	Hoshiarpur	3905	1623.98	3893	1612.05	12	11.93	3893	1612.05
7	Jalandhar	6541	3167.64	6513	3144.61	28	23.03	6513	3144.61
7.1	Jalandhar Constituency	2489	1592.38	2478	1586.98	11	5.40	2478	1586.98
7.2	Phillaur Constituency	4052	1575.26	4035	1557.63	17	17.63	4035	1557.63
8	Ludhiana	1682	1644.58	1663	1627.13	19	17.45	1663	1627.13
9	Patiala	1888	1625.10	1888	1625.10	0	0.00	1888	1625.10
10	Ropar	3435	1630.70	3343	1561.18	92	69.52	3343	1561.18
11	Sangrur	2471	1631.62	2471	1631.62	0	0	2471	1631.62
	Grand Total	32828	20504.93	32646	20366.93	182	138	32562	20280.08

SN	Nodal District	Total Funds Recd by the MP	Funds distributed to successor MPs	Funds to be distributed	Total Funds Sanctioned by the MP Col. {3-(4+5)}	Actual Exp.	Unspent Balance Col.(6-7)	%age utilisation over funds available Col. (7/6)
1	2	3	4	5	6	7	8	9
1	Amritsar - Sh.Raj Mohinder Singh	500.46	0.00	0.00	500.46	500.46	0.00	100.00
2	Jalandhar							
2.1	Sh. Balbir Singh	438.80	55.04	0.00	383.76	381.76	<u>2.00</u>	99.48
2.2	Sh. Iqbal Singh	340.94	59.79	0.00	281.15	281.15	0.00	100.00
2.3	Sh. Barjinder Singh Hamdard	354.38	2.34	0.00	352.04	352.04	0.00	100.00
Total		1134.12	117.17	0.00	1016.95	1014.95	2.00	99.80
3	Ludhiana							
3.1	Sh. Jagir Singh Dard	426.18	23.18	0.25	402.75	399.61	<u>3.14</u>	99.22
3.2	Sh. Mohinder Singh Kalyan	489.97	36.97	0.00	453.00	447.00	<u>6.00</u>	98.68
3.3	Sh.Lajpat Rai	1218.34	122.59	0.00	1095.75	1095.62	<u>0.13</u>	99.99
Total		2134.49	182.74	0.25	1951.50	1942.23	9.27	99.52
4	Patiala							
4.1	Sh. Vinod Sharma	414.26	16.34	0.00	397.92	395.92	<u>2.00</u>	99.50
4.2	Sh. Surinder Kumar Singla	389.46	38.59	0.00	350.87	350.87	0.00	100.00
4.3	Sh. Gurchran Singh Tohra	1250.60	23.13	1.93	1225.54	1215.29	<u>10.25</u>	99.16
Total		2054.32	78.06	1.93	1974.33	1962.08	12.25	99.38

SN	Nodal District	Total Funds Recd by the MP	Funds distributed to successor MPs	Funds to be distributed	Total Funds Sanctioned by the MP Col. {3-(4+5)}	Actual Exp.	Unspent Balance Col.(6-7)	%age utilisation over funds available Col. (7/6)
1	2	3	4	5	6	7	8	9
5	Ferozepur - Sh. Virendera Kataria	395.00	0.00	0.00	395.00	395.00	0.00	100.00
6	Gurdaspur							
6.1	Sh. Bhupinder Singh Mann	212.81	9.70	0.00	203.11	203.11	0.00	100.00
6.2	Smt. Sukhbans Kaur Bhinder	557.66	10.26	0.00	547.40	538.86	<u>8.54</u>	98.44
	Total	770.47	19.96	0.00	750.51	741.97	8.54	98.86
7	Mansa - Sh. Balwinder Singh Bhunder	847.15	40.99	0.00	806.16	806.16	0.00	100.00
8	Fatehgarh Sahib - Sh.Sukhdev Singh Libra	1257.13	53.12	0.00	1204.01	1169.69	<u>34.32</u>	97.15
9	Sangrur - Sh.Sukhdev Singh Dhindsa	1264.31	10.29	0.00	1254.02	1254.02	0.00	100.00
10	Faridkot - Smt.Gurcharan Kaur	679.80	19.47	0.02	660.31	651.55	<u>8.76</u>	98.67
11	Mukatsar - Sh.Sukhbir Singh Badal	850.00	19.02	0.00	830.98	815.44	<u>15.54</u>	98.13
Grand Total		11887.25	540.82	2.20	11344.23	11253.55	90.68	99.20

SN	Nodal District	Works sanctioned		Works completed		Works under progress		UC's received	
		No.	Cost	No.	Cost	No.	Cost	No.	Cost
<i>1</i>	<i>2</i>	<i>3</i>	<i>4</i>	<i>5</i>	<i>6</i>	<i>7</i>	<i>8</i>	<i>9</i>	<i>10</i>
1	Amritsar- Sh.Raj Mohinder Singh	308	500.46	308	500.46	0	0.00	308	500.46
2	Jalandhar								
2.1	Sh. Balbir Singh	301	383.76	298	381.76	<u>3</u>	2.00	298	381.76
2.2	Sh. Iqbal Singh	187	281.15	187	281.15	0	0.00	187	281.15
2.3	Sh. Barjinder Singh Hamdard	229	352.04	229	352.04	0	0.00	229	352.04
	Total	717	1016.95	714	1014.95	3	2.00	714	1014.95
3	Ludhiana								
3.1	Sh. Jagir Singh Dard	289	402.75	286	399.61	<u>3</u>	3.14	286	399.61
3.2	Sh. Mohinder Singh Kalyan	153	453.00	151	447.00	<u>2</u>	6.00	151	447.00
3.3	Sh.Lajpat Rai	320	1095.75	319	1094.56	<u>1</u>	1.19	316	1072.96
	Total	762	1951.50	756	1941.17	6	10.33	753	1919.57
4	Patiala								
4.1	Sh. Vinod Sharma	259	397.92	258	395.92	<u>1</u>	2.00	258	395.92
4.2	Sh. Surinder Kumar Singla	404	350.87	404	350.87	0	0.00	404	350.87
4.3	Sh. Gurchran Singh Tohra	1418	1225.54	1402	1215.29	<u>16</u>	10.25	1402	1215.29
	Total	2081	1974.33	2064	1962.08	17	12.25	2064	1962.08

SN	Nodal District	Works sanctioned		Works completed		Works under progress		UC's received	
		No.	Cost	No.	Cost	No.	Cost	No.	Cost
1	2	3	4	5	6	7	8	9	10
5	Ferozepur - Sh. Virendera Kataria	134	395.00	134	395.00	0	0.00	134	395.00
6	Gurdaspur								
6.1	Sh. Bhupinder Singh Mann	206	203.11	206	203.11	0	0.00	206	203.11
6.2	Smt. Sukhbans Kaur Bhinder	497	547.40	442	477.34	<u>55</u>	70.06	252	305.00
	Total	703	750.51	648	680.45	55	70.06	458	508.11
7	Mansa - Sh. Balwinder Singh Bhunder	983	806.16	983	806.16	0	0.00	960	790.46
8	Fatehgarh Sahib - Sh.Sukhdev Singh Libra	1669	1204.01	1590	1159.16	<u>79</u>	44.85	1540	1106.30
9	Sangrur* - Sh.Sukhdev Singh Dhindsa	1200	1254.02	1200	1254.02	<u>0</u>	0.00	1200	1254.02
10	Faridkot - Smt.Gurcharan Kaur	254	660.31	247	651.55	<u>7</u>	8.76	246	648.55
11	Mukatsar - Sh.Sukhbir Singh Badal	739	830.98	713	815.44	<u>26</u>	15.54	713	815.44
	Grand Total	9550	11344.23	9357	11180.44	193	163.79	9090	10914.94

* 68 works discontinued of Rs.73.03 lac are excluded.

SN	Nodal District	Total Fund available	Sanction				Actual Expenditure				Unsanctioned/Unspent			Performance During April, 2008	
			Upto previous month 31/3/08	During current month 30/4/08 Col (6-4)	Upto current month 30/4/08	% age of funds sanctioned Col (6/3)	Upto previous month 31/3/08	During current month 30/4/08 Col(10-8)	Upto current month (30/4/08)	%age utilisation Col(10/3)	Unsanctioned Balance - Col (3-6)	Total Unspent Balance Col (3-10)	Unspent with the Executing Agencies as on 30/4/08 - Col (13-12) =(6-10)	Unspent with the Executing Agencies as on 31/3/08 - Col (14+9-5) =(4-8)	%age of Funds spent during April 08 - Col (9/15)
1	2	3	4	5	6	7	8	9	10	11	12	13	14	15	16
	Amritsar														
1	Sh.Navjot Singh Sidhu, LS (Amritsar)	1041.14	941.84	73.00	1014.84	97.47	693.65	2.61	696.26	66.87	26.30	<u>344.88</u>	318.58	248.19	1.05
2	Dr.Rattan Singh Ajnala,LS (Tarn Taran)	864.87	764.65	0.00	764.65	88.41	687.96	0.83	688.79	79.64	<u>100.22</u>	<u>176.08</u>	75.86	76.69	1.08
3	Sh.Rajmohinder Singh, RS	739.98	612.77	0.00	612.77	82.81	567.85	0.50	568.35	76.81	<u>127.21</u>	<u>171.63</u>	44.42	44.92	1.11
	<i>Total</i>	<i>2645.99</i>	<i>2319.26</i>	<i>73.00</i>	<i>2392.26</i>	<i>90.41</i>	<i>1949.46</i>	<i>3.94</i>	<i>1953.40</i>	<i>73.82</i>	<i>253.73</i>	<i>692.59</i>	<i>438.86</i>	<i>369.80</i>	<i><u>1.07</u></i>
4	Bathinda -Smt. Paramjit Kaur, LS	823.10	793.10	1.00	794.10	96.48	705.90	10.00	715.90	86.98	29.00	<u>107.20</u>	78.20	87.20	11.47
5	Faridkot -Sh. Sukhbir Singh Badal, LS	980.88	793.97	0.00	793.97	80.94	714.87	24.89	739.76	75.42	<u>186.91</u>	<u>241.12</u>	54.21	79.10	31.47
6	Ferozepur -Sh. Zora Singh Mann, LS	813.17	688.18	67.07	755.25	92.88	673.28	5.38	678.66	83.46	<u>57.92</u>	<u>134.51</u>	76.59	14.90	36.11
	Gurdaspur														
7	Sh. Vinod Khanna, LS	792.51	789.81	0.00	789.81	99.66	680.11	17.40	697.51	88.01	2.70	95.00	92.30	109.70	15.86
8	Sh.Ashwani Kumar, RS	760.29	717.83	2.50	720.33	94.74	582.40	22.65	605.05	79.58	39.96	<u>155.24</u>	115.28	135.43	16.72
	<i>Total</i>	<i>1552.80</i>	<i>1507.64</i>	<i>2.50</i>	<i>1510.14</i>	<i>97.25</i>	<i>1262.51</i>	<i>40.05</i>	<i>1302.56</i>	<i><u>83.88</u></i>	<i>42.66</i>	<i>250.24</i>	<i>207.58</i>	<i>245.13</i>	<i><u>16.34</u></i>

SN	Nodal District	Total Fund available	Sanction				Actual Expenditure				Unsanctioned/Unspent			Performance During April, 2008	
			Upto previous month 31/3/08	During current month 30/4/08 Col (6-4)	Upto current month 30/4/08	% age of funds sanctioned Col (6/3)	Upto previous month 31/3/08	During current month 30/4/08 Col(10-8)	Upto current month (30/4/08)	%age utilisation Col(10/3)	Unsanctioned Balance - Col (3-6)	Total Unspent Balance Col (3-10)	Unspent with the Executing Agencies as on 30/4/08 - Col (13-12) =(6-10)	Unspent with the Executing Agencies as on 31/3/08 - Col (14+9-5) =(4-8)	%age of Funds spent during April 08 - Col (9/15)
1	2	3	4	5	6	7	8	9	10	11	12	13	14	15	16
	Hoshiarpur														
9	Sh.Avinash Rai Khanna, LS	839.56	735.56	54.45	790.01	94.10	638.94	10.00	648.94	77.30	49.55	<u>190.62</u>	141.07	96.62	10.35
10	Sh. Dharampal Sabharwal, RS	564.98	427.25	5.00	432.25	76.51	388.75	5.00	393.75	69.69	<u>132.73</u>	<u>171.23</u>	38.50	38.50	12.99
11	Smt. Ambika Soni, RS	655.00	574.08	20.50	594.58	90.78	525.35	10.00	535.35	81.73	<u>60.42</u>	<u>119.65</u>	59.23	48.73	20.52
12	Sh.Varinder Singh Bajwa, RS	853.31	797.73	7.48	805.21	94.36	687.01	10.00	697.01	81.68	48.10	<u>156.30</u>	108.20	110.72	9.03
	<i>Total</i>	<i>2912.85</i>	<i>2534.62</i>	<i>87.43</i>	<i>2622.05</i>	<i>90.02</i>	<i>2240.05</i>	<i>35.00</i>	<i>2275.05</i>	<i><u>78.10</u></i>	<i>290.80</i>	<i>637.80</i>	<i>347.00</i>	<i>294.57</i>	<i>11.88</i>
	Jalandhar														
13	Sh.RanaGurjit Singh,LS (Jalandhar)	550.23	547.53	1.13	548.66	99.71	485.84	0.92	486.76	88.46	1.57	63.47	61.90	61.69	<i>1.49</i>
14	Sh. Charanjit Singh Attwal, LS (Phillaur)	679.82	578.18	54.52	632.70	93.07	538.27	3.76	542.03	79.73	47.12	<u>137.79</u>	90.67	39.91	<u>9.42</u>
15	Sh. Naresh Gujral, RS (Jalandhar)	312.70	133.41	19.60	153.01	48.93	23.50	6.00	29.50	9.43	<u>159.69</u>	<u>283.20</u>	123.51	109.91	5.46
	<i>Total</i>	<i>1542.75</i>	<i>1259.12</i>	<i>75.25</i>	<i>1334.37</i>	<i>241.72</i>	<i>1047.61</i>	<i>10.68</i>	<i>1058.29</i>	<i><u>68.60</u></i>	<i>208.38</i>	<i>484.46</i>	<i>276.08</i>	<i>211.51</i>	<i>5.05</i>

SN	Nodal District	Total Fund available	Sanction				Actual Expenditure				Unsanctioned/Unspent			Performance During April, 2008	
			Upto previous month 31/3/08	During current month 30/4/08 Col (6-4)	Upto current month 30/4/08	% age of funds sanctioned Col (6/3)	Upto previous month 31/3/08	During current month 30/4/08 Col(10-8)	Upto current month (30/4/08)	%age utilisation Col(10/3)	Unsanctioned Balance - Col (3-6)	Total Unspent Balance Col (3-10)	Unspent with the Executing Agencies as on 30/4/08 - Col (13-12) =(6-10)	Unspent with the Executing Agencies as on 31/3/08 - Col (14+9-5) =(4-8)	%age of Funds spent during April 08 - Col (9/15)
1	2	3	4	5	6	7	8	9	10	11	12	13	14	15	16
16	Ludhiana-Sh. Sharanjit Singh Dhillon, LS	833.07	747.04	0.82	747.86	89.77	657.86	0.92	658.78	79.08	85.21	174.29	89.08	89.18	1.03
17	Patiala-Smt. Preneet Kaur, LS	806.17	752.89	47.33	800.22	99.26	636.95	0.00	636.95	79.01	5.95	169.22	163.27	115.94	0.00
18	Sangrur-Sh. Sukhdev Singh Dhindsa, LS	814.49	738.39	12.85	751.24	92.23	627.87	15.39	643.26	78.98	63.25	171.23	107.98	110.52	13.93
19	Fatehgarh Sahib-Sh. Sukhdev Singh Libra, LS(Ropar)	842.77	739.73	28.20	767.93	91.12	647.59	8.80	656.39	77.88	74.84	186.38	111.54	92.14	9.55
20	Taran Tarn-Sh.Manohar Singh Gill, RS	855.62	728.45	0.00	728.45	85.14	667.52	3.41	670.93	78.41	127.17	184.69	57.52	60.93	5.60
Grand Total		15423.66	13602.39	395.45	13997.84	90.76	11831.47	158.46	11989.93	77.74	1425.82	3433.73	2007.91	1770.92	8.95

SN	Nodal District	Works sanctioned		Works completed		Works under progress		UC's received	
		No.	Cost	No.	Cost	No.	Cost	No.	Cost
1	2	3	4	5	6	7	8	9	10
1	Amritsar								
1.1	Sh.Navjot Singh Sidhu, LS (Amritsar)	715	1014.84	314	500.45	401	514.39	314	500.45
1.2	Dr.Rattan Singh Ajnala,LS	688	764.65	194	247.04	494	517.61	194	247.04
1.3	Sh.Rajmohinder Singh, RS	396	612.77	148	247.64	248	365.13	148	247.64
Total		1799	2392.26	656	995.13	1143	1397.13	656	995.13
2	Bathinda- Smt. Paramjit Kaur, LS	803	794.10	530	536.11	273	257.99	530	536.11
3	Faridkot- Sh. Sukhbir Singh Baddal, LS	992	793.97	640	541.05	352	252.92	640	541.05
4	Ferozepur- Sh. Zora Singh Mann, LS	505	755.25	456	657.18	49	98.07	374	545.56
5	Gurdaspur								
5.1	Sh. Vinod Khanna, LS	850	789.81	650	582.50	200	207.31	447	413.60
5.2	Sh. Ashwani Kumar,RS	684	720.33	451	496.61	233	223.72	357	369.00
Total		1534	1510.14	1101	1079.11	433	431.03	804	782.60
6	Hoshiarpur								
6.1	Sh.Avinash Rai Khanna, LS	1151	790.01	816	518.59	335	271.42	816	518.59
6.2	Sh. Dharampal Sabharwal, RS	72	432.25	54	313.25	18	119.00	54	313.25
6.3	Smt. Ambika Soni, RS	356	594.58	183	433.21	173	161.37	183	433.21
6.4	Sh.Varinder Singh Bajwa, RS	678	805.21	512	525.98	166	279.23	512	525.98
Total		2257	2622.05	1565	1791.03	692	831.02	1565	1791.03

SN	Nodal District	Works sanctioned		Works completed		Works under progress		UC's received	
		No.	Cost	No.	Cost	No.	Cost	No.	Cost
1	2	3	4	5	6	7	8	9	10
7	Jalandhar								
7.1	Sh.RanaGurjit Singh,LS (Jalandhar)	426	548.66	212	321.63	214	227.03	212	321.63
7.2	Sh. Charanjit Singh Attwal, LS (Phillaur)	772	632.70	514	433.39	258	199.31	514	433.39
7.3	Sh. Naresh Gujral, RS (Jalandhar)	36	153.01	2	19.50	34	133.51	2	19.50
Total		1234	1334.37	728	774.52	506	559.85	728	774.52
8	Ludhiana -Sh. Sharanjit Singh Dhillon, RS	698	747.86	469	479.73	229	268.13	469	479.73
9	Patiala -Smt. Preneet Kaur, LS	345	800.22	201	467.27	144	332.95	201	467.27
10	Sangrur -Sh. Sukhdev Singh Dhindsa, LS	1024	751.24	728	501.66	296	249.58	728	501.66
11	Fatehgarh Sahib -Sh. Sukhdev Singh Libra, LS(Ropar)	1410	767.93	677	378.53	733	389.40	677	378.53
12	Tarn Taran -Sh.Manohar Singh Gill, RS	292	728.45	126	418.95	166	309.50	126	418.95
Grand Total		12893	13997.84	7877	8620.27	5016	5377.57	7498	8212.14

SN	Nodal District	Actual Works		Works Uploaded Out of col. 3	Works uploaded Excess/Less (5-3)	%age of Works Uploaded (col. 5/3)	Complete works placed on website out of col. 4	%age of complete works placed on website(col.7/4)
		Sanctioned	Completed					
1	2	3	4	5	6	7	8	9
1	Amritsar	5688	4541	6564	<u>876</u>	115.40	4293	94.54
2	Faridkot	4651	4266	5276	<u>625</u>	113.44	4532	106.24
3	Sangrur	4695	4399	4779	84	101.79	4334	98.52
4	Muktsar	739	713	763	24	103.25	709	99.44
5	Taran Tarn	292	126	260	-32	89.04	113	89.68
6	Bathinda	3009	2736	3026	<u>17</u>	100.56	2739	100.11
7	Fatehgarh Sahib(Ropar)	6514	5610	6569	55	100.84	5556	99.04
8	Jalandhar	8492	7955	8400	<u>-92</u>	98.92	7693	96.71
9	Hoshiarpur	6162	5458	6208	46	100.75	5477	100.35
10	Mansa	983	983	983	0	100.00	983	100.00
11	Gurdaspur	4119	3631	3910	<u>-209</u>	94.93	3413	94.00
12	Firozepur	2471	2421	2418	-53	97.86	2387	98.60
13	Ludhiana	3142	2888	3066	-76	97.58	2651	91.79
14	Patiala	4314	4153	4257	-57	98.68	4127	99.37
Total		55271	49880	56479	1208	102.19	49007	98.25

Sr. No.	District	Actual Works		Works Uploaded							
		Sanctioned	Completed	Completed	Ongoing	Yet Not Started	Discontinued	Delayed	Total Works Placed on Website (5+6+7+8)	% of Works Placed on Website (10/3)	% of Completed Works on Website (5/4)
1	2	3	4	5	6	7	8	9	10	11	12
	Amritsar										
1	Sh.Navjot Singh Sidhu, LS (Amritsar)	715	314	285	292	262	3	0	842	117.76	90.76
2	Dr.Rattan Singh Ajnala,LS (Taran Tarn)	688	194	184	368	120	1	0	673	97.82	94.85
3	Sh.Rajmohinder Singh, RS	396	148	132	212	171	0	0	515	130.05	89.19
	<i>Total</i>	<i>1799</i>	<i>656</i>	<i>601</i>	<i>872</i>	<i>553</i>	<i>4</i>	<i>0</i>	<i>2030</i>	112.84	91.62
4	Bathinda - Smt. Paramjit Kaur, LS	803	530	530	150	105	32	17	817	101.74	100.00
5	Faridkot - Sh. Sukhbir Singh Baddal, LS	992	640	499	248	305	3	71	1055	106.35	77.97
6	Ferozepur - Sh. Zora Singh Mann, LS	505	456	447	16	8	5	27	476	94.26	98.03
	Gurdaspur										
7	Sh. Vinod Khanna, LS	850	650	620	71	44	0	7	735	86.47	95.38
8	Sh.Ashwani Kumar, RS	684	451	420	8	183	0	6	611	89.33	93.13
	<i>Total</i>	<i>1534</i>	<i>1101</i>	<i>1040</i>	<i>79</i>	<i>227</i>	<i>0</i>	<i>13</i>	<i>1346</i>	87.74	94.46
	Hoshiarpur										
9	Sh.Avinash Rai Khanna, LS	1151	816	829	300	22	12	65	1163	101.04	101.59
10	Sh. Dharampal Sabharwal, RS	72	54	54	4	14	0	1	72	100.00	100.00
11	Smt. Ambika Soni, RS	356	183	183	61	112	2	5	358	100.56	100.00
12	Sh.Varinder Singh Bajwa, RS	678	512	518	88	72	3	43	681	100.44	101.17
	<i>Total</i>	<i>2257</i>	<i>1565</i>	<i>1584</i>	<i>453</i>	<i>220</i>	<i>17</i>	<i>114</i>	<i>2274</i>	100.75	101.21

Sr. No.	District	Actual Works		Works Uploaded							
		Sanctioned	Completed	Completed	Ongoing	Yet Not Started	Discontinued	Delayed	Total Works Placed on Website (5+6+7+8)	% of Works Placed on Website (10/3)	% of Completed Works on Website (5/4)
1	2	3	4	5	6	7	8	9	10	11	12
	Jalandhar										
13	Sh.RanaGurjit Singh,LS (Jalandhar)	426	212	124	151	93	1	2	369	86.62	58.49
14	Sh. Charanjit Singh Attwal, LS (Phillaur)	772	514	401	161	182	8	9	752	97.41	78.02
15	Sh. Naresh Kumar Gujral, RS (Jalandhar)	36	2	0	0	6	0	0	6	16.67	0.00
	<i>Total</i>	<i>1234</i>	<i>728</i>	<i>525</i>	<i>312</i>	<i>281</i>	<i>9</i>	<i>11</i>	<i>1127</i>	91.33	72.12
16	Ludhiana - Sh. Sharanjit Singh Dhillon, LS	698	469	394	0	313	18	5	725	103.87	84.01
17	Patiala - Smt. Preneet Kaur, LS	345	201	181	0	113	0	0	294	85.22	90.05
18	Sangrur - Sh. Sukhdev Singh Dhindsa, LS	1024	728	682	0	328	30	119	1040	101.56	93.68
19	Fatehgarh Sahib - Sh. Sukhdev Singh Libra, LS(Ropar)	1410	677	682	622	106	41	3	1451	102.91	100.74
20	Taran Tarn - Sh. Manohar Singh Gill, RS	292	126	113	145	0	2	6	260	89.04	89.68
	Total	12893	7877	7278	2897	2559	161	386	12895	100.02	92.40

*29 works of Rs 13.70 lacs are shown as discontinues work during 14th Lok Sabha

Sr. No.	Constituency	Actual Works		Works Uploaded							
		Sanctioned	Completed	Completed	Ongoing	Yet Not Started	Discontinued	Delayed	Total Works Placed on Website (5+6+7+8)	% of Works Placed on Website (10/3)	% of Completed Works on Website (5/4)
1	2	3	4	5	6	7	8	9	10	11	12
1	Amritsar	324	324	323	0	1	0	0	324	100.00	99.69
2	Bathinda	402	402	455	0	0	0	3	455	113.18	113.18
3	Faridkot	981	981	981	0	0	0	0	981	100.00	100.00
4	Ferozepur	477	477	470	0	0	0	2	470	98.53	98.53
5	Gurdaspur	331	331	339	0	0	0	0	339	102.42	102.42
6	Hoshiarpur	335	334	334	0	0	1	33	335	100.00	100.00
7	Jalandhar	422	422	421	0	0	1	33	422	100.00	99.76
8	Ludhiana	158	152	151	0	0	0	0	151	95.57	99.34
9	Patiala	155	155	155	0	0	0	1	155	100.00	100.00
10	Phillaur	647	645	630	0	15	2	61	647	100.00	97.67
11	Ropar	201	200	200	3	0	0	15	203	101.00	100.00
12	Sangrur	103	98	94	0	5	4	2	103	100.00	95.92
13	Taran Tarn	147	147	147	0	0	0	0	147	100.00	100.00
	Total	4683	4668	4700	3	21	8	150	4732	101.05	100.69

Sr. No.	Constituency	Actual Works		Works Uploaded							
		Sanctioned	Completed	Completed	Ongoing	Yet Not Started	Discontinued	Delayed	Total Works Placed on Website (5+6+7+8)	% of Works Placed on Website (10/3)	% of Completed Works on Website (5/4)
1	2	3	4	5	6	7	8	9	10	11	12
1	Amritsar	138	138	138	0	0	0	0	138	100.00	100.00
2	Bathinda	136	136	139	0	0	0	0	139	102.21	102.21
3	Faridkot	398	398	389	0	0	0	0	389	97.74	97.74
4	Ferozepur	218	217	216	0	2	0	2	218	100.00	99.54
5	Gurdaspur	184	184	192	0	0	0	0	192	104.35	104.35
6	Hoshiarpur	386	386	386	0	0	0	0	386	100.00	100.00
7	Jalandhar	184	179	184	0	0	0	57	184	100.00	102.79
8	Ludhiana	190	190	188	0	0	0	0	188	98.95	98.95
9	Patiala	319	319	319	0	0	0	1	319	100.00	100.00
10	Phillaur	710	710	705	0	5	1	93	711	100.14	99.30
11	Ropar	403	403	327	0	0	0	0	327	81.14	81.14
12	Sangrur	291	291	285	0	0	6	1	291	100.00	97.94
13	Taran Tarn	521	521	504	0	0	0	0	504	96.74	96.74
	Total	4078	4072	3972	0	7	7	154	3986	97.74	97.54

Sr. No.	Constituency	Actual Works		Works Uploaded							
		Sanctioned	Completed	Completed	Ongoing	Yet Not Started	Discontinued	Delayed	Total Works Placed on Website (5+6+7+8)	% of Works Placed on Website (10/3)	% of Completed Works on Website (5/4)
1	2	3	4	5	6	7	8	9	10	11	12
1	Amritsar	49	49	50	0	53	0	1	103	210.20	102.04
2	Bathinda	238	238	240	0	0	0	0	240	100.84	100.84
3	Faridkot	285	285	289	0	1	0	0	290	101.75	101.40
4	Ferozepur	90	90	90	0	0	0	1	90	100.00	100.00
5	Gurdaspur	216	216	215	0	0	0	0	215	99.54	99.54
6	Hoshiarpur	290	287	287	0	0	3	213	290	100.00	100.00
7	Jalandhar	116	116	116	0	0	0	24	116	100.00	100.00
8	Ludhiana	71	71	71	0	0	0	0	71	100.00	100.00
9	Patiala	147	147	147	0	0	0	0	147	100.00	100.00
10	Phillaur	248	248	248	0	0	0	85	248	100.00	100.00
11	Ropar	270	270	234	0	36	0	0	270	100.00	86.67
12	Sangrur	234	234	230	0	0	4	0	234	100.00	98.29
13	Taran Tarn	192	192	102	1	2	0	0	105	54.69	53.13
	Total	2446	2443	2319	1	92	7	324	2419	98.90	94.92

Sr. No.		Actual Works		Works Uploaded							
		Sanctioned	Completed	Completed	Ongoing	Yet Not Started	Discontinued	Delayed	Total Works Placed on Website (5+6+7+8)	% of Works Placed on Website (10/3)	% of Completed Works on Website (5/4)
1	2	3	4	5	6	7	8	9	10	11	12
1	Amritsar	1046	1044	951	0	93	1	0	1045	99.90	91.09
2	Bathinda	1430	1430	1375	0	0	0	1	1375	96.15	96.15
3	Faridkot	1741	1715	2075	6	122	39	64	2242	128.78	120.99
4	Firozpur	1047	1047	1030	0	0	0	6	1030	98.38	98.38
5	Gurdaspur	1151	1151	1121	0	3	1	0	1125	97.74	97.39
6	Hoshiarpur	2894	2886	2886	6	6	25	336	2923	101.00	100.00
7	Jalandhar	1769	1753	1743	0	24	2	339	1769	100.00	99.43
8	Ludhiana	1263	1250	1175	0	37	2	2	1214	96.12	94.00
9	Patiala	1267	1267	1266	0	0	0	116	1266	99.92	99.92
10	Phillaur	2445	2440	2404	21	25	9	447	2459	100.57	98.52
11	Ropar	2561	2470	2558	75	7	42	36	2682	104.72	103.56
12	Sangrur	1843	1848	1843	0	0	0	29	1843	100.00	99.73
13	Taran Tarn	1164	1162	1164	0	689	0	0	1853	159.19	100.17
	Total	21621	21463	21591	108	1006	121	1376	22826	105.57	100.60

*Sangrur 162 works discontinued (Duplicate)

Sr. No.	Constituency	Actual Works		Works Uploaded							
		Sanctioned	Completed	Completed	Ongoing	Yet Not Started	Discontinued	Delayed	Total Works Placed on Website (5+6+7+8)	% of Works Placed on Website (10/3)	% of Completed Works on Website (5/4)
1	2	3	4	5	6	7	8	9	10	11	12
1	Amritsar										
	Sh.Raj Mohinder Singh	308	308	313	0	2	0	0	315	102.27	101.62
2	Jalandhar										
2.1	Sh. Balbir Singh	301	298	301	0	0	0	118	301	100.00	101.01
2.2	Sh. Iqbal Singh	187	187	187	0	0	0	87	187	100.00	100.00
2.3	Sh. Barjinder Singh Hamdard	229	229	229	0	0	0	61	229	100.00	100.00
	<i>Total</i>	<i>717</i>	<i>714</i>	<i>717</i>	<i>0</i>	<i>0</i>	<i>0</i>	<i>266</i>	<i>717</i>	<i>100.00</i>	<i>100.42</i>
3	Ludhiana										
3.1	Sh. Jagir Singh Dard	289	286	289	0	4	0	0	293	101.38	101.05
3.2	Sh. Mohinder Singh Kalyan	153	152	151	0	0	0	0	151	98.69	99.34
3.3	Sh.Lajpat Rai	320	318	232	1	40	0	1	273	85.31	72.96
	<i>Total</i>	<i>762</i>	<i>756</i>	<i>672</i>	<i>1</i>	<i>44</i>	<i>0</i>	<i>1</i>	<i>717</i>	<i>94.09</i>	<i>88.89</i>
4	Patiala										
4.1	Sh. Vinod Sharma	259	258	257	0	0	1	2	258	99.61	99.61
4.2	Sh. Surinder Kumar Singla	404	404	399	0	1	0	7	400	99.01	98.76
4.3	Sh.Gurcharan Singh Tohra	1418	1402	1403	0	15	0	0	1418	100.00	100.07
	<i>Total</i>	<i>2081</i>	<i>2064</i>	<i>2059</i>	<i>0</i>	<i>16</i>	<i>1</i>	<i>9</i>	<i>2076</i>	<i>99.76</i>	<i>99.76</i>

Sr. No.	Constituency	Actual Works		Works Uploaded							
		Sanctioned	Completed	Completed	Ongoing	Yet Not Started	Discontinued	Delayed	Total Works Placed on Website (5+6+7+8)	% of Works Placed on Website (10/3)	% of Completed Works on Website (5/4)
1	2	3	4	5	6	7	8	9	10	11	12
5	Ferozepur										
	Sh. Virendera Kataria	134	134	134	0	0	0	1	134	100.00	100.00
6	Gurdaspur										
6.1	Sh. Bhupinder Singh Mann	206	206	200	0	0	0	0	200	97.09	97.09
6.2	Smt. Sukhbans Kaur Bhinder	497	442	306	170	17	0	3	493	99.20	69.23
<i>Total</i>		<i>703</i>	<i>648</i>	<i>506</i>	<i>170</i>	<i>17</i>	<i>0</i>	<i>3</i>	<i>693</i>	<i>98.58</i>	78.09
7	Mansa										
	Sh. Balwinder Singh Bhunder	983	983	983	0	0	0	6	983	100.00	100.00
8	Fatehgarh Sahib										
	Sh.Sukhdev Singh Libra	1669	1590	1555	47	9	25	11	1636	98.02	97.80
9	Sangrur										
	Sh.Sukhdev Singh Dhindsa	1200	1200	1200	0	0	68	3	1268	105.67	100.00
10	Faridkot										
	Smt. Gurcharan Kaur	254	247	299	2	13	5	6	319	125.59	121.05
11	Mukatsar										
	Sh.Sukhbir Singh Badal	739	713	709	0	53	1	0	763	103.25	99.44
Grand Total		9550	9357	9147	220	154	100	306	9621	100.74	97.76