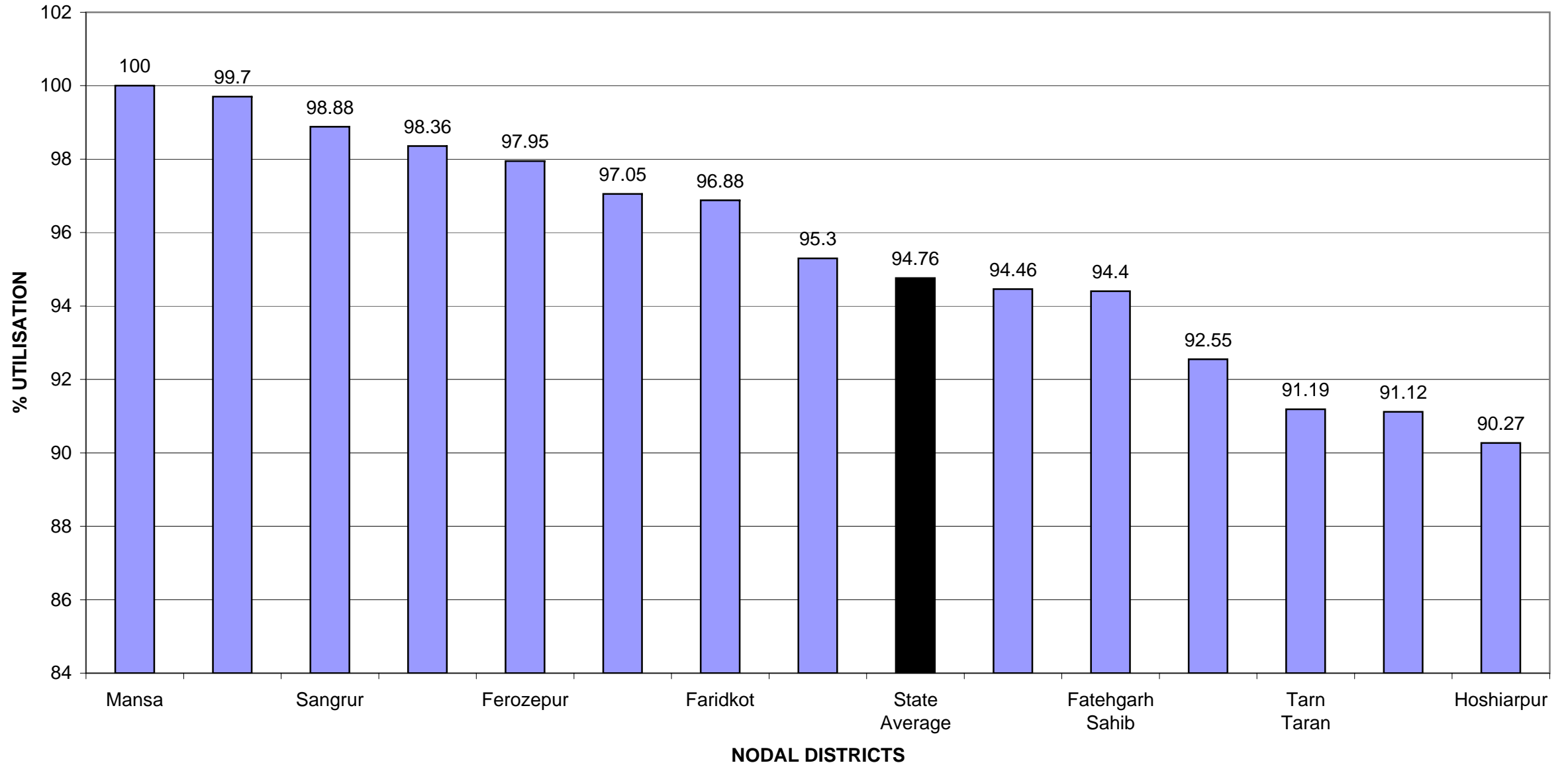
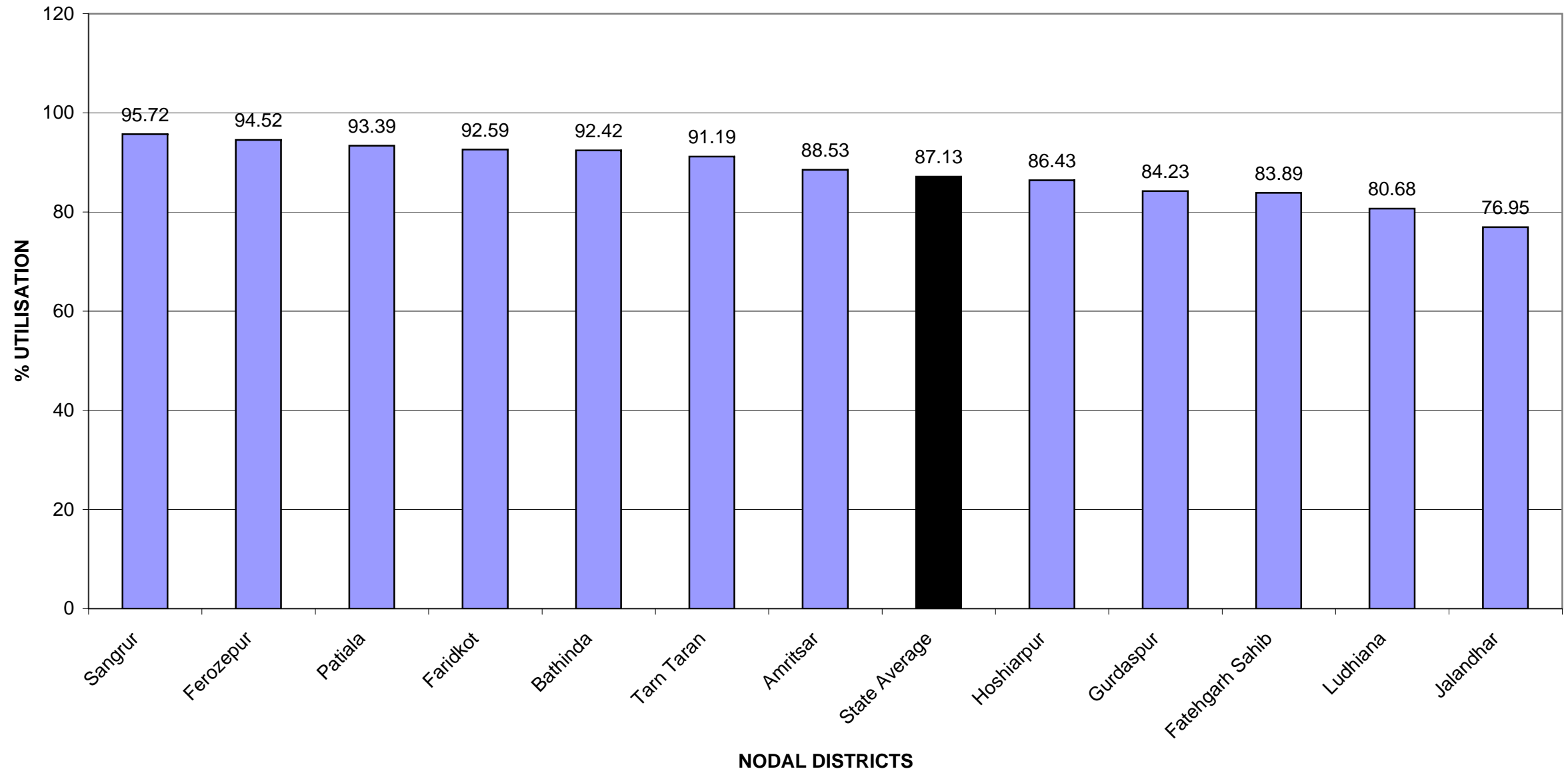


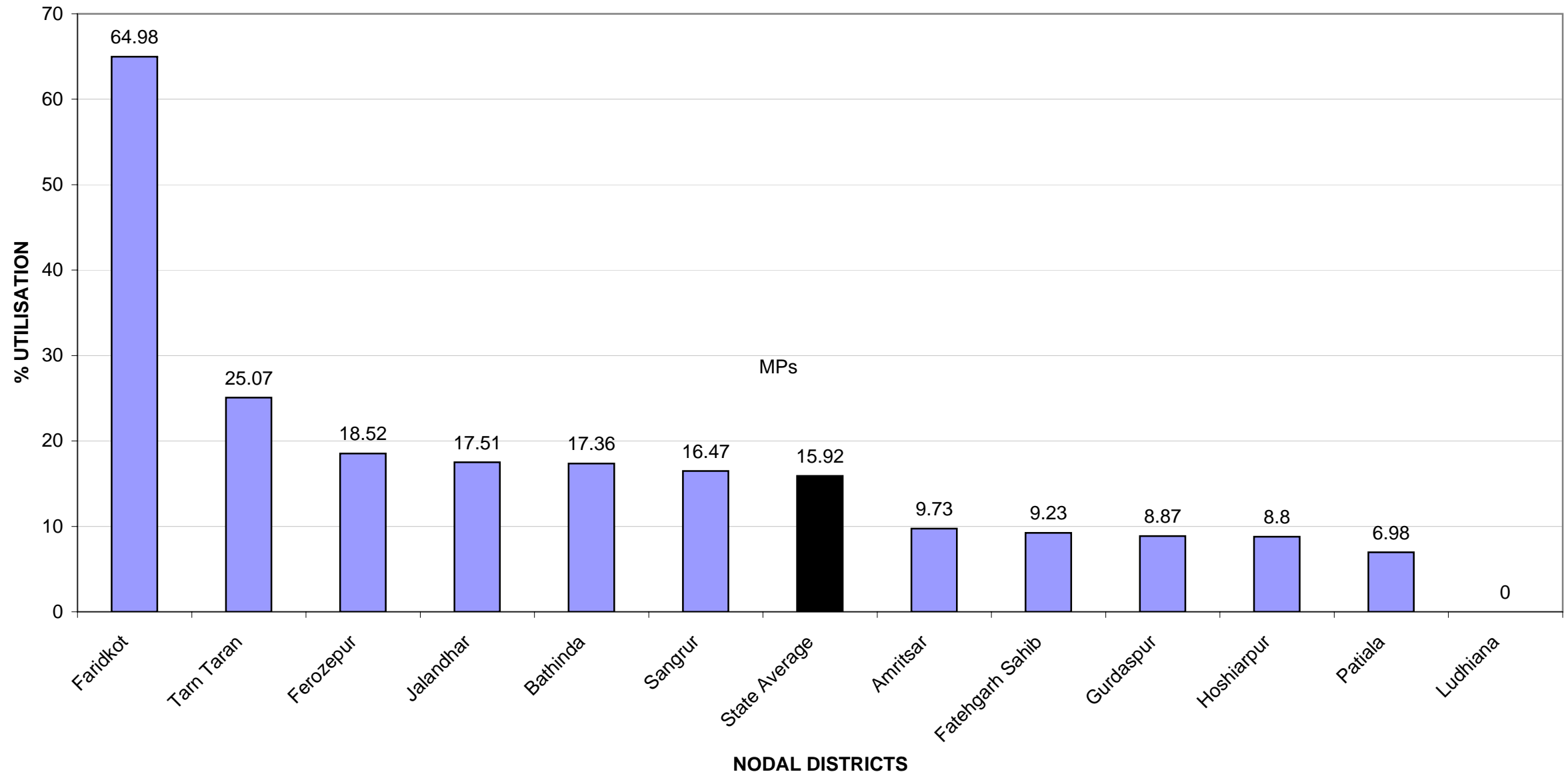
**ITEM 2.1%AGE UTILISATION OF FUNDS UPTO 31-7-2009 for MPs BOTH LS AND RS SINCE INCEPTION(1993-1994)**



ITEM 5.1 (A) %AGE UTILISATION OF FUNDS **UPTO 31-7-2009** NODAL DISTRICT WISE- FOR 14th LS MPs AND RS MPs



ITEM 5.1(B)%AGE UTILISATION OF FUNDS DURING JULY 2009-NODAL DISTRICT WISE-FOR 14th LS MPs AND RS MPs



SN	Constituency	Installments not released by Govt. of India	Reasons of non-release			
		2008-09 (IInd)	Unsanctioned balance >50 lakh	Unspent Balance >100 lakh	UC pending	Audit certificate pending
1	Jalandhar	1	No	Yes	2007-08	2006-07
	<b>Total</b>	<b>1</b>				

SN.	Name - Rajya Sabha MP	Installments not released by GOI							Reasons of non-release			
		2006-07 (IInd)	2007-08 (Ist)	2007-08 (IInd)	2008-09 (Ist)	2008-09 (IInd)	2009-10 (Ist)	2009-10 (IInd)	Unsanctioned balance >50 lakh	Unspent Balance >100 lakh	UC pending	Audit certificate pending
1	Sh. Raj Mohinder Singh (Amritsar)					1	1	1	No	No	2008-09	2007-08
2	Sh. Ashwani Kumar (Gurdaspur)	1	1	1	1	1	1	1	No	Yes	2006-07 2007-08 2008-09	2005-06 2006-07 2007-08
3	Sh. Dharam Pal Sabarwal (Hoshiarpur)			1	1	1	1	1	No	No	2007-08	2006-07
4	Smt. Ambika Soni (Hoshiarpur)							1	Yes	Yes		
5	Sh. Varinder Singh Bajwa (Hoshiarpur)							1	No	Yes		
6	Sh. Naresh Gujral (Jalandhar)					1	1	1	No	Yes		2006-07
7	Sh. M.S.Gill (Tarn Taran)						1	1	No	No	2008-09	
	<b>Total</b>	<b>1</b>	<b>1</b>	<b>2</b>	<b>2</b>	<b>4</b>	<b>5</b>	<b>7</b>				

SN	Nodal District	Funds available					Actual Expenditure					Unutilised funds (Col 7-Col 12)	% age utilisation of funds Col.(12/7)	Rank
		14th Lok Sabha	Sitting Rajya Sabha	Previous Lok Sabha	Retired Rajya Sabha	Total	14th Lok Sabha	Sitting Rajya Sabha	Previous Lok Sabha	Retired Rajya Sabha	Total			
1	2	3	4	5	6	7	8	9	10	11	12	13	14	15
1	Amritsar	2406.01	839.98	3026.03	500.46	6772.48	2114.37	759.34	3023.03	500.46	6397.20	375.28	94.46	9
2	Bathinda	1027.68	0.00	1618.61	0.00	2646.29	949.74	0.00	1618.61	0.00	2568.35	77.94	97.05	6
3	Faridkot	1283.18	0.00	1364.46	660.31	3307.95	1188.08	0.00	1360.57	656.22	3204.87	103.08	96.88	7
4	Ferozepur	1019.93	0.00	1624.20	395.00	3039.13	964.00	0.00	1617.92	395.00	2976.92	62.21	97.95	5
5	Gurdaspur	1092.72	963.11	1549.09	750.51	4355.43	921.35	810.30	1549.09	750.11	4030.85	324.58	92.55	11
6	Hoshiarpur	1042.19	2977.55	1622.78	0.00	5642.52	961.38	2512.76	1619.37	0.00	5093.51	549.01	90.27	14
7	Jalandhar	2040.88	419.50	3167.64	1016.95	6644.97	1614.98	278.20	3144.61	1016.95	6054.74	590.23	91.12	13
8	Ludhiana	1037.59	0.00	1644.58	1951.50	4633.67	837.08	0.00	1629.38	1949.50	4415.96	217.71	95.30	8
9	Patiala	1010.98	0.00	1625.10	1974.33	4610.41	944.16	0.00	1625.10	1965.58	4534.84	75.57	98.36	4
10	Sangrur	1026.46	0.00	1631.62	1254.02	3912.10	982.50	0.00	1631.62	1254.02	3868.14	43.96	98.88	3
11	Fatehgarh Sahib	1048.18	0.00	1630.70	1204.01	3882.89	879.31	0.00	1606.10	1180.12	3665.53	217.36	94.40	10
12	Mansa	0.00	0.00	0.00	806.16	806.16	0.00	0.00	0.00	806.16	806.16	0.00	100.00	1
13	Mukatsar	0.00	0.00	0.00	813.88	813.88	0.00	0.00	0.00	811.46	811.46	2.42	99.70	2
14	Tarn Taran	0.00	1068.66	0.00	0.00	1068.66	0.00	974.51	0.00	0.00	974.51	94.15	91.19	12
	<b>Total</b>	<b>14035.80</b>	<b>6268.80</b>	<b>20504.81</b>	<b>11327.13</b>	<b>52136.54</b>	<b>12356.95</b>	<b>5335.11</b>	<b>20425.40</b>	<b>11285.58</b>	<b>49403.04</b>	<b>2733.50</b>	<b>94.76</b>	

SN.	Nodal District	Works Sanctioned					Works Completed					Pending Works (col.7-12)	%age of works completed Col.(12/7)	Rank
		14th Lok Sabha	Sitting Rajya Sabha	Previous Lok Sabha	Retd. Rajya Sabha	Total	14th Lok Sabha	Sitting Rajya Sabha	Previous Lok Sabha	Retd. Rajya Sabha	Total			
1	2	3	4	5	6	7	8	9	10	11	12	13	14	15
1	Amritsar	1761	515	3581	308	6165	716	221	3577	308	4822	1343	78.22	13
2	Bathinda	1002	0	2209	0	3211	678	0	2209	0	2887	324	89.91	9
3	Faridkot	1113	0	3405	254	4772	993	0	3397	251	4641	131	97.25	5
4	Ferozepur	588	0	1858	134	2580	552	0	1849	134	2535	45	98.26	3
5	Gurdaspur	1052	986	1882	703	4623	852	704	1882	696	4134	489	89.42	10
6	Hoshiarpur	1389	1457	3905	0	6751	1041	981	3895	0	5917	834	87.65	12
7	Jalandhar	1712	183	6542	708	9145	1032	136	6514	705	8387	758	91.71	7
8	Ludhiana	933	0	1682	762	3377	615	0	1667	759	3041	336	90.05	8
9	Patiala	454	0	1888	2081	4423	257	0	1888	2070	4215	208	95.30	6
10	Sangrur	1419	0	2471	1200	5090	1310	0	2471	1200	4981	109	97.86	4
11	Fatehgarh Sahib	1899	0	3424	1610	6933	1126	0	3365	1608	6099	834	87.97	11
12	Mansa	0	0	0	983	983	0	0	0	983	983	0	100.00	1
13	Mukatsar	0	0	0	766	766	0	0	0	761	761	5	99.35	2
14	TarnTaran	0	412	0	0	412	0	149	0	0	149	263	36.17	14
<b>Total</b>		<b>13322</b>	<b>3553</b>	<b>32847</b>	<b>9509</b>	<b>59231</b>	<b>9172</b>	<b>2191</b>	<b>32714</b>	<b>9475</b>	<b>53552</b>	<b>5679</b>	<b>90.41</b>	

SN	Nodal District	Total Funds available	Funds sanctioned	Actual Expenditure	Unutilised/ Unspent Balance (col.3 -col.5)	%age utilisation over funds available (col.5 over col.3)
<i>1</i>	<i>2</i>	<i>3</i>	<i>4</i>	<i>5</i>	<i>6</i>	<i>7</i>
<i>1</i>	<i>Amritsar</i>	<i>3026.03</i>	<i>3026.03</i>	<i>3023.03</i>	<i>3.00</i>	<i>99.90</i>
1.1	Amritsar Constituency	1412.01	1412.01	1411.01	1.00	99.93
1.2	Taran Tarn Constituency	1614.02	1614.02	1612.02	2.00	99.88
2	Bathinda	1618.61	1618.61	1618.61	0.00	100.00
3	Faridkot	1364.46	1364.46	1360.57	3.89	99.71
4	Ferozepur	1624.20	1624.20	1617.92	6.28	99.61
5	Gurdaspur	1549.09	1549.09	1549.09	0.00	100.00
6	Hoshiarpur	1622.78	1622.78	1619.37	3.41	99.79
<i>7</i>	<i>Jalandhar</i>	<i>3167.64</i>	<i>3167.64</i>	<i>3144.61</i>	<b>23.03</b>	<i>99.27</i>
7.1	Jalandhar Constituency	1592.38	1592.38	1586.98	5.40	99.66
7.2	Phillaur Constituency	1575.26	1575.26	1557.63	<b>17.63</b>	98.88
8	Ludhiana	1644.58	1644.58	1629.38	<b>15.20</b>	99.08
9	Patiala	1625.10	1625.10	1625.10	0.00	100.00
10	Ropar	1630.70	1630.70	1606.10	<b>24.60</b>	98.49
11	Sangrur	1631.62	1631.62	1631.62	0.00	100.00
	<b>Grand Total</b>	<b>20504.81</b>	<b>20504.81</b>	<b>20425.40</b>	<b>79.41</b>	<b>99.61</b>



SN	Nodal District	Works sanctioned		Works completed		Works under progress		UC's received	
		No.	Cost	No.	Cost	No.	Cost	No.	Cost
<i>1</i>	<i>2</i>	<i>3</i>	<i>4</i>	<i>5</i>	<i>6</i>	<i>7</i>	<i>8</i>	<i>9</i>	<i>10</i>
<i>1</i>	<i>Amritsar</i>	<i>3581</i>	<i>3026.03</i>	<i>3577</i>	<i>3023.03</i>	<i>4</i>	<i>3.00</i>	<i>3577</i>	<i>3023.03</i>
1.1	Amritsar Constituency	1557	1412.01	1556	1411.01	1	1.00	1556	1411.01
1.2	Taran Tarn	2024	1614.02	2021	1612.02	3	2.00	2021	1612.02
2	Bathinda	2209	1618.61	2209	1618.61	0	0.00	2209	1618.61
3	Faridkot	3405	1364.46	3397	1359.37	8	5.09	3397	1359.37
4	Ferozepur	1858	1624.20	1849	1614.44	9	9.76	1828	1613.88
5	Gurdaspur	1882	1549.09	1882	1549.09	0	0.00	1852	1521.40
6	Hoshiarpur	3905	1622.78	3895	1614.03	10	8.75	3895	1614.03
<i>7</i>	<i>Jalandhar</i>	<i>6542</i>	<i>3167.64</i>	<i>6514</i>	<i>3144.61</i>	<b>28</b>	<i>23.03</i>	<i>6514</i>	<i>3144.61</i>
7.1	Jalandhar Constituency	2489	1592.38	2478	1586.98	11	5.40	2478	1586.98
7.2	Phillaur Constituency	4053	1575.26	4036	1557.63	17	17.63	4036	1557.63
8	Ludhiana	1682	1644.58	1667	1629.38	<b>15</b>	15.20	1667	1629.38
9	Patiala	1888	1625.10	1888	1625.10	0	0.00	1888	1625.10
10	Ropar	3424	1630.70	3365	1589.25	<b>59</b>	41.45	3365	1589.25
11	Sangrur	2471	1631.62	2471	1631.62	0	0	2471	1631.62
	<b>Grand Total</b>	<b>32847</b>	<b>20504.81</b>	<b>32714</b>	<b>20398.53</b>	<b>133</b>	<b>106.28</b>	<b>32663</b>	<b>20370.28</b>

SN	Nodal District	Total Funds Recd by the MP	Funds distributed to successor MPs	Funds to be distributed	Total Funds Sanctioned by the MP Col. {3-(4+5)}	Actual Exp.	Unspent Balance Col.(6-7)	%age utilisation over funds available Col. (7/6)
1	2	3	4	5	6	7	8	9
1	Amritsar - Sh.Raj Mohinder Singh	500.46	0.00	0.00	500.46	500.46	0.00	100.00
2	<b>Jalandhar</b>							
2.1	Sh. Balbir Singh	438.80	55.04	0.00	383.76	383.76	0.00	100.00
2.2	Sh. Iqbal Singh	340.94	59.79	0.00	281.15	281.15	0.00	100.00
2.3	Sh. Barjinder Singh Hamdard	354.38	2.34	0.00	352.04	352.04	0.00	100.00
Total		<b>1134.12</b>	<b>117.17</b>	<b>0.00</b>	<b>1016.95</b>	<b>1016.95</b>	<b>0.00</b>	100.00
3	<b>Ludhiana</b>							
3.1	Sh. Jagir Singh Dard	426.18	23.18	0.25	402.75	400.75	2.00	99.50
3.2	Sh. Mohinder Singh Kalyan	489.97	36.97	0.00	453.00	453.00	0.00	100.00
3.3	Sh.Lajpat Rai	1218.34	122.59	0.00	1095.75	1095.75	0.00	100.00
Total		<b>2134.49</b>	<b>182.74</b>	<b>0.25</b>	<b>1951.50</b>	<b>1949.50</b>	<b>2.00</b>	<b>99.90</b>
4	<b>Patiala</b>							
4.1	Sh. Vinod Sharma	414.26	16.34	0.00	397.92	395.92	2.00	99.50
4.2	Sh. Surinder Kumar Singla	389.46	38.59	0.00	350.87	350.87	0.00	100.00
4.3	Sh. Gurchran Singh Tohra	1250.60	23.13	1.93	1225.54	1218.79	<b>6.75</b>	99.45
Total		<b>2054.32</b>	<b>78.06</b>	<b>1.93</b>	<b>1974.33</b>	<b>1965.58</b>	<b>8.75</b>	<b>99.56</b>

SN	Nodal District	Total Funds Recd by the MP	Funds distributed to successor MPs	Funds to be distributed	Total Funds Sanctioned by the MP Col. {3-(4+5)}	Actual Exp.	Unspent Balance Col.(6-7)	%age utilisation over funds available Col. (7/6)
1	2	3	4	5	6	7	8	9
5	<b>Ferozepur</b> - Sh. Virendera Kataria	395.00	0.00	0.00	395.00	395.00	0.00	100.00
6	<b>Gurdaspur</b>							
6.1	Sh. Bhupinder Singh Mann	212.81	9.70	0.00	203.11	203.11	0.00	100.00
6.2	Smt. Sukhbans Kaur Bhinder	558.87	11.47	0.00	547.40	547.00	0.40	99.93
	Total	771.68	21.17	0.00	750.51	750.11	0.40	99.95
7	<b>Mansa</b> - Sh. Balwinder Singh Bhunder	847.15	40.99	0.00	806.16	806.16	0.00	100.00
8	<b>Fatehgarh Sahib</b> - Sh.Sukhdev Singh Libra	1257.13	53.12	0.00	1204.01	1180.12	<b>23.89</b>	98.02
9	<b>Sangrur</b> - Sh.Sukhdev Singh Dhindsa	1264.31	10.29	0.00	1254.02	1254.02	0.00	100.00
10	<b>Faridkot</b> - Smt.Gurcharan Kaur	679.80	19.47	0.02	660.31	656.22	4.09	99.38
11	<b>Mukatsar</b> - Sh.Sukhbir Singh Badal	834.70	0.00	20.82	813.88	811.46	<b>2.42</b>	99.70
<b>Grand Total</b>		<b>11873.16</b>	<b>523.01</b>	<b>23.02</b>	<b>11327.13</b>	<b>11285.58</b>	<b>41.55</b>	<b>99.63</b>

SN	Nodal District	Works sanctioned		Works completed		Works under progress		UC's received	
		No.	Cost	No.	Cost	No.	Cost	No.	Cost
<i>1</i>	<i>2</i>	<i>3</i>	<i>4</i>	<i>5</i>	<i>6</i>	<i>7</i>	<i>8</i>	<i>9</i>	<i>10</i>
1	Amritsar- Sh.Raj Mohinder Singh	308	500.46	308	500.46	0	0.00	308	500.46
2	<b>Jalandhar</b>								
2.1	Sh. Balbir Singh	301	383.76	298	381.76	3	2.00	298	381.76
2.2	Sh. Iqbal Singh	187	281.15	187	281.15	0	0.00	187	281.15
2.3	Sh. Barjinder Singh Hamdard	220	352.04	220	352.04	0	0.00	220	352.04
	<b>Total</b>	708	1016.95	705	1014.95	3	2.00	705	1014.95
3	<b>Ludhiana</b>								
3.1	Sh. Jagir Singh Dard	289	402.75	287	400.75	2	2.00	287	400.75
3.2	Sh. Mohinder Singh Kalyan	153	453.00	152	448.00	1	5.00	152	448.00
3.3	Sh.Lajpat Rai	320	1095.75	320	1095.75	0	0.00	320	1095.75
	<b>Total</b>	762	1951.50	759	1944.50	3	7.00	759	1944.50
4	<b>Patiala</b>								
4.1	Sh. Vinod Sharma	259	397.92	258	395.92	1	2.00	258	395.92
4.2	Sh. Surinder Kumar Singla	404	350.87	404	350.87	0	0.00	404	350.87
4.3	Sh. Gurchran Singh Tohra	1418	1225.54	1408	1218.79	10	6.75	1408	1218.79
	<b>Total</b>	2081	1974.33	2070	1965.58	11	8.75	2070	1965.58

SN	Nodal District	Works sanctioned		Works completed		Works under progress		UC's received	
		No.	Cost	No.	Cost	No.	Cost	No.	Cost
1	2	3	4	5	6	7	8	9	10
5	<b>Ferozepur</b> - Sh. Virendera Kataria	134	395.00	134	395.00	0	0.00	134	395.00
6	<b>Gurdaspur</b>								
6.1	Sh. Bhupinder Singh Mann	206	203.11	206	203.11	0	0.00	206	203.11
6.2	Smt. Sukhbans Kaur Bhinder	497	547.40	490	533.40	7	14.00	419	463.90
	<b>Total</b>	703	750.51	696	736.51	7	14.00	625	667.01
7	<b>Mansa</b> - Sh. Balwinder Singh Bhunder	983	806.16	983	806.16	0	0.00	960	790.46
8	<b>Fatehgarh Sahib*</b> - Sh.Sukhdev Singh Libra	1610	1204.01	1608	1178.37	2	25.64	1608	1178.37
9	<b>Sangrur**</b> - Sh.Sukhdev Singh Dhindsa	1200	1254.02	1200	1254.02	0	0.00	1200	1254.02
10	<b>Faridkot</b> - Smt.Gurcharan Kaur	254	660.31	251	656.22	3	4.09	246	648.55
11	<b>Mukatsar***</b> - Sh.Sukhbir Singh Badal	766	813.88	761	810.44	5	3.44	761	810.44
	<b>Grand Total</b>	<b>9509</b>	<b>11327.13</b>	<b>9475</b>	<b>11262.21</b>	<b>34</b>	<b>64.92</b>	<b>9376</b>	<b>11169.34</b>

\* 59 works discontinued.excluded

\*\* 68 woks discontinued of Rs.73.03 lac are excluded.

\*\*\*Included two discontinued works.

SN	Nodal District	Total Fund available	Sanction				Actual Expenditure				Unsanctioned/Unspent			Performance During July, 2009	
			Upto previous month 30/6/09	During current month 31/7/09 Col (6-4)	Upto current month 31/7/09	% age of funds sanctioned Col (6/3)	Upto previous month 30/6/09	During current month 31/7/09 Col (10-8)	Upto current month 31/7/09	%age utilisation Col(10/3)	Unsanctioned Balance - Col (3-6)	Total Unspent Balance Col (3-10)	Unspent with the Executing Agencies as on 31/7/09 - Col (13-12) =(6-10)	Unspent with the Executing Agencies as on 30/6/09 - Col (14+9-5) =(4-8)	%age of Funds spent during July, 09 - Col (9/15)
1	2	3	4	5	6	7	8	9	10	11	12	13	14	15	16
	<b>Amritsar</b>														
1	Sh.Navjot Singh Sidhu, LS (Amritsar)	1341.14	1341.14	0.00	1341.14	100.00	1202.07	29.00	1231.07	91.79	0.00	<u>110.07</u>	110.07	139.07	20.85
2	Dr.Rattan Singh Ajnala,LS (Tarn Taran)	1064.87	1064.56	0.00	1064.56	99.97	883.30	0.00	883.30	82.95	0.31	<u>181.57</u>	181.26	181.26	0.00
3	Sh.Rajmohinder Singh, RS	839.98	837.65	0.00	837.65	99.72	748.52	10.82	759.34	90.40	2.33	80.64	78.31	89.13	12.14
	<i>Total</i>	<i>3245.99</i>	<i>3243.35</i>	<i>0.00</i>	<i>3243.35</i>	<i>99.92</i>	<i>2833.89</i>	<i>39.82</i>	<i>2873.71</i>	<i>88.53</i>	<i>2.64</i>	<i>372.28</i>	<i>369.64</i>	<i>409.46</i>	<i>9.73</i>
4	<b>Bathinda</b> -Smt. Paramjit Kaur, LS	1027.68	1026.87	0.00	1026.87	99.92	933.54	16.20	949.74	92.42	0.81	77.94	77.13	93.33	17.36
5	<b>Faridkot</b> -Sh. Sukhbir Singh Badal, LS	1283.18	1260.33	0.00	1260.33	98.22	1053.99	134.09	1188.08	92.59	22.85	95.10	72.25	206.34	64.98
6	<b>Ferozepur</b> -Sh. Zora Singh Mann, LS	1019.93	1016.15	0.00	1016.15	99.63	952.15	11.85	964.00	94.52	3.78	55.93	52.15	64.00	18.52
	<b>Gurdaspur</b>														
7	Sh. Vinod Khanna, LS	1092.72	1056.32	0.00	1056.32	96.67	908.71	12.64	921.35	84.32	36.40	<u>171.37</u>	134.97	147.61	8.56
8	Sh.Ashwani Kumar, RS	963.11	927.55	0.00	927.55	96.31	798.39	11.91	810.30	84.13	35.56	<u>152.81</u>	117.25	129.16	9.22
	<i>Total</i>	<i>2055.83</i>	<i>1983.87</i>	<i>0.00</i>	<i>1983.87</i>	<i>96.50</i>	<i>1707.10</i>	<i>24.55</i>	<i>1731.65</i>	<i>84.23</i>	<i>71.96</i>	<i>324.18</i>	<i>252.22</i>	<i>276.77</i>	<i>8.87</i>

SN	Nodal District	Total Fund available	Sanction				Actual Expenditure				Unsanctioned/Unspent			Performance During July, 2009	
			Upto previous month 30/6/09	During current month 31/7/09 Col (6-4)	Upto current month 31/7/09	% age of funds sanctioned Col (6/3)	Upto previous month 30/6/09	During current month 31/7/09 Col (10-8)	Upto current month 31/7/09	%age utilisation Col(10/3)	Unsanctioned Balance - Col (3-6)	Total Unspent Balance Col (3-10)	Unspent with the Executing Agencies as on 31/7/09 - Col (13-12) = (6-10)	Unspent with the Executing Agencies as on 30/6/09 - Col (14+9-5) = (4-8)	%age of Funds spent during July, 09 - Col (9/15)
1	2	3	4	5	6	7	8	9	10	11	12	13	14	15	16
	<b>Hoshiarpur</b>														
9	Sh.Avinash Rai Khanna, LS	1042.19	1040.53	0.00	1040.53	99.84	955.98	5.40	961.38	92.25	1.66	80.81	79.15	84.55	6.39
10	Sh. Dharampal Sabharwal, RS	764.98	762.74	0.00	762.74	99.71	666.24	6.00	672.24	87.88	2.24	92.74	90.50	96.50	6.22
11	Smt. Ambika Soni, RS	1055.19	949.49	0.00	949.49	89.98	859.72	10.50	870.22	82.47	<u>105.70</u>	<u>184.97</u>	79.27	89.77	11.70
12	Sh.Varinder Singh Bajwa, RS	1157.38	1057.37	0.50	1057.87	91.40	959.80	10.50	970.30	83.84	<u>99.51</u>	<u>187.08</u>	87.57	97.57	10.76
	<i>Total</i>	<i>4019.74</i>	<i>3810.13</i>	<i>0.50</i>	<i>3810.63</i>	<i>94.80</i>	<i>3441.74</i>	<i>32.40</i>	<i>3474.14</i>	<i>86.43</i>	<i>209.11</i>	<i>545.60</i>	<i>336.49</i>	<i>368.39</i>	<i>8.80</i>
	<b>Jalandhar</b>														
13	Sh.RanaGurjit Singh,LS (Jalandhar)	954.45	952.03	0.00	952.03	99.75	669.81	54.00	723.81	75.84	2.42	<u>230.64</u>	228.22	282.22	19.13
14	Sh. Charanjit Singh Attwal, LS (Phillaur)	1086.43	980.10	0.00	980.10	90.21	890.17	1.00	891.17	82.03	<u>106.33</u>	<u>195.26</u>	88.93	89.93	1.11
15	Sh. Naresh Gujral, RS (Jalandhar)	419.50	413.25	0.01	413.26	98.51	237.20	41.00	278.20	66.32	6.24	<u>141.30</u>	135.06	176.05	23.29
	<i>Total</i>	<i>2460.38</i>	<i>2345.38</i>	<i>0.01</i>	<i>2345.39</i>	<i>288.47</i>	<i>1797.18</i>	<i>96.00</i>	<i>1893.18</i>	<i>76.95</i>	<i>114.99</i>	<i>567.20</i>	<i>452.21</i>	<i>548.20</i>	<i>17.51</i>

SN	Nodal District	Total Fund available	Sanction				Actual Expenditure				Unsanctioned/Unspent			Performance During July, 2009	
			Upto previous month 30/6/09	During current month 31/7/09 Col (6-4)	Upto current month 31/7/09	% age of funds sanctioned Col (6/3)	Upto previous month 30/6/09	During current month 31/7/09 Col (10-8)	Upto current month 31/7/09	%age utilisation Col(10/3)	Unsanctioned Balance - Col (3-6)	Total Unspent Balance Col (3-10)	Unspent with the Executing Agencies as on 31/7/09 - Col (13-12) =(6-10)	Unspent with the Executing Agencies as on 30/6/09 - Col (14+9-5) =(4-8)	Unspent with the Funds spent during July, 09 - Col (9/15)
1	2	3	4	5	6	7	8	9	10	11	12	13	14	15	16
16	Ludhiana-Sh. Sharanjit Singh Dhillon, LS	1037.59	1030.43	0.00	1030.43	99.31	837.08	0.00	837.08	80.68	7.16	<u>200.51</u>	193.35	193.35	0.00
17	Patiala-Smt. Preneet Kaur, LS	1010.98	1010.84	0.00	1010.84	99.99	939.16	5.00	944.16	93.39	0.14	66.82	66.68	71.68	6.98
18	Sangrur-Sh. Sukhdev Singh Dhindsa, LS	1026.46	1018.01	0.00	1018.01	99.18	975.50	7.00	982.50	95.72	8.45	43.96	35.51	42.51	16.47
19	Fatehgarh Sahib-Sh. Sukhdev Singh Libra, LS(Ropar)	1048.18	1029.29	0.00	1029.29	98.20	864.06	15.25	879.31	83.89	18.89	<u>168.87</u>	149.98	165.23	9.23
20	Taran Tarn-Sh.Manohar Singh Gill, RS	1068.66	1025.45	21.50	1046.95	97.97	957.47	17.04	974.51	91.19	21.71	94.15	72.44	67.98	25.07
<b>Grand Total</b>		<b>20304.60</b>	<b>19800.10</b>	<b>22.01</b>	<b>19822.11</b>	<b>97.62</b>	<b>17292.86</b>	<b>399.20</b>	<b>17692.06</b>	<b>87.13</b>	<b>482.49</b>	<b>2612.54</b>	<b>2130.05</b>	<b>2507.24</b>	<b>15.92</b>



SN	Nodal District	Works sanctioned		Works completed		Works under progress		UC's received	
		No.	Cost	No.	Cost	No.	Cost	No.	Cost
<i>1</i>	<i>2</i>	<i>3</i>	<i>4</i>	<i>5</i>	<i>6</i>	<i>7</i>	<i>8</i>	<i>9</i>	<i>10</i>
<b>1</b>	<b>Amritsar</b>								
1.1	Sh.Navjot Singh Sidhu, LS (Amritsar)	901	1341.14	477	719.64	424	621.50	477	719.64
1.2	Dr.Rattan Singh Ajnala,LS	860	1064.56	239	302.04	621	762.52	239	302.04
1.3	Sh.Rajmohinder Singh, RS	515	837.65	221	367.64	294	470.01	221	367.64
<b>Total</b>		<b>2276</b>	<b>3243.35</b>	<b>937</b>	<b>1389.32</b>	<b>1339</b>	<b>1854.03</b>	<b>937</b>	<b>1389.32</b>
<b>2</b>	<b>Bathinda- Smt. Paramjit Kaur, LS</b>	1002	1026.87	678	747.59	324	279.28	678	747.59
<b>3</b>	<b>Faridkot-Sh. Sukhbir Singh Baddal, LS</b>	1113	1260.33	993	1075.09	120	185.24	887	782.55
<b>4</b>	<b>Ferozepur-Sh. Zora Singh Mann, LS</b>	588	1016.15	552	906.65	36	109.50	493	777.09
<b>5</b>	<b>Gurdaspur</b>								
5.1	Sh. Vinod Khanna, LS	1052	1056.32	852	799.90	200	256.42	698	605.83
5.2	Sh. Ashwani Kumar,RS	986	927.55	704	682.98	282	244.57	704	682.98
<b>Total</b>		<b>2038</b>	<b>1983.87</b>	<b>1556</b>	<b>1482.88</b>	<b>482</b>	<b>500.99</b>	<b>1402</b>	<b>1288.81</b>
<b>6</b>	<b>Hoshiarpur</b>								
6.1	Sh.Avinash Rai Khanna, LS	1389	1040.53	1041	658.88	348	381.65	1041	658.88
6.2	Sh. Dharampal Sabharwal, RS	143	762.74	85	526.94	58	235.80	85	526.94
6.3	Smt. Ambika Soni, RS	528	949.49	286	525.02	242	424.47	286	525.02
6.4	Sh.Varinder Singh Bajwa, RS	786	1057.87	610	587.17	176	470.70	610	587.17
<b>Total</b>		<b>2846</b>	<b>3810.63</b>	<b>2022</b>	<b>2298.01</b>	<b>824</b>	<b>1512.62</b>	<b>2022</b>	<b>2298.01</b>

SN	Nodal District	Works sanctioned		Works completed		Works under progress		UC's received	
		No.	Cost	No.	Cost	No.	Cost	No.	Cost
1	2	3	4	5	6	7	8	9	10
<b>7</b>	<b>Jalandhar</b>								
7.1	Sh.RanaGurjit Singh,LS (Jalandhar)	733	952.03	269	397.83	464	554.20	269	397.83
7.2	Sh. Charanjit Singh Attwal, LS (Phillaur)	979	980.10	763	660.88	216	319.22	763	660.88
7.3	Sh. Naresh Gujral, RS (Jalandhar)	183	413.26	136	227.35	47	185.91	136	227.35
<b>Total</b>		<b>1895</b>	<b>2345.39</b>	<b>1168</b>	<b>1286.06</b>	<b>727</b>	<b>1059.33</b>	<b>1168</b>	<b>1286.06</b>
8	<b>Ludhiana</b> -Sh. Sharanjit Singh Dhillon, LS	933	1030.43	615	654.88	318	375.55	615	654.88
9	<b>Patiala</b> -Smt. Preneet Kaur, LS	454	1010.84	257	580.15	197	430.69	257	580.15
10	<b>Sangrur</b> -Sh. Sukhdev Singh Dhindsa, LS	1419	1018.01	1310	910.99	109	107.02	1310	910.99
11	<b>Fatehgarh Sahib</b> -Sh. Sukhdev Singh Libra, LS(Ropar)	1899	1029.29	1126	614.93	773	414.36	1060	584.98
12	<b>Tarn Taran</b> -Sh.Manohar Singh Gill, RS	412	1046.95	149	480.58	263	566.37	149	480.58
<b>Grand Total</b>		<b>16875</b>	<b>19822.11</b>	<b>11363</b>	<b>12427.13</b>	<b>5512</b>	<b>7394.98</b>	<b>10978</b>	<b>11781.01</b>

SN	Nodal District	Actual Works		Works Uploaded Out of col. 3	Works uploaded Excess/Less (5-3)	%age of Works Uploaded (col. 5/3)	Complete works placed on website out of col. 4	%age of complete works placed on website(col.7/4)
		Sanctioned	Completed					
1	2	3	4	5	6	7	8	9
1	Amritsar	6165	4819	6133	-32	99.48	4552	94.46
2	Faridkot	4781	4616	4731	-50	98.95	4547	98.51
3	Sangrur	5334	4980	5334	0	100.00	4963	99.66
4	Muktsar	766	761	766	0	100.00	761	100.00
5	Taran Tarn	407	148	366	-41	89.93	144	97.30
6	Bathinda	3211	2847	3211	0	100.00	2847	100.00
7	Fatehgarh Sahib(Ropar)	7075	6055	7075	0	100.00	5970	98.60
8	Jalandhar	9149	8376	8836	-313	96.58	7944	94.84
9	Hoshiarpur	6774	5853	6767	-7	99.90	5851	99.97
10	Mansa	983	983	983	0	100.00	983	100.00
11	Gurdaspur	4623	4076	4447	-176	96.19	3578	87.78
	Firozpur	2581	2534	2580	-1	99.96	2466	97.32
13	Ludhiana	3383	3018	3315	-68	97.99	2961	98.11
14	Patiala	4423	4214	4406	-17	99.62	4165	98.84
<b>Total</b>		<b>59655</b>	<b>53280</b>	<b>58950</b>	<b>-705</b>	<b>98.82</b>	<b>51732</b>	<b>97.09</b>

Sr. No.	District	Actual Works		Works Uploaded							
		Sanctioned	Completed	Completed	Ongoing	Yet Not Started	Discontinued	Delayed	Total Works Placed on Website (5+6+7+8)	% of Works Placed on Website (10/3)	% of Completed Works on Website (5/4)
1	2	3	4	5	6	7	8	9	10	11	12
	<b>Amritsar</b>										
1	Sh.Navjot Singh Sidhu, LS (Amritsar)	901	477	401	179	318	3	1	901	100.00	84.07
2	Dr.Rattan Singh Ajnala,LS (Taran Tarn)	860	239	184	653	22	1	4	860	100.00	76.99
3	Sh.Rajmohinder Singh, RS	515	218	93	242	173	0	3	508	98.64	42.66
	<i>Total</i>	<i>2276</i>	<i>934</i>	<i>678</i>	<i>1074</i>	<i>513</i>	<i>4</i>	<i>8</i>	<i>2269</i>	<i>99.69</i>	<i>72.59</i>
4	<b>Bathinda</b> - Smt. Paramjit Kaur, LS	1002	637	637	162	129	74	18	1002	100.00	100.00
5	<b>Faridkot</b> - Sh. Sukhbir Singh Baddal, LS	1122	968	847	51	62	18	73	978	87.17	87.50
6	<b>Ferozepur</b> - Sh. Zora Singh Mann, LS	588	552	484	7	77	20	26	588	100.00	87.68
	<b>Gurdaspur</b>										
7	Sh. Vinod Khanna, LS	1052	849	676	63	236	0	31	975	92.68	79.62
8	Sh.Ashwani Kumar, RS	986	649	508	7	393	0	42	908	92.09	78.27
	<i>Total</i>	<i>2038</i>	<i>1498</i>	<i>1184</i>	<i>70</i>	<i>629</i>	<i>0</i>	<i>73</i>	<i>1883</i>	<i>92.39</i>	<i>79.04</i>
	<b>Hoshiarpur</b>										
9	Sh.Avinash Rai Khanna, LS	1389	1015	1015	350	3	21	125	1389	100.00	100.00
10	Sh. Dharampal Sabharwal, RS	142	74	74	58	10	0	1	142	100.00	100.00
11	Smt. Ambika Soni, RS	526	278	278	153	86	9	11	526	100.00	100.00
12	Sh.Varinder Singh Bajwa, RS	786	591	591	124	58	6	43	779	99.11	100.00
	<i>Total</i>	<i>2843</i>	<i>1958</i>	<i>1958</i>	<i>685</i>	<i>157</i>	<i>36</i>	<i>180</i>	<i>2836</i>	<i>99.75</i>	<i>100.00</i>

Sr. No.	District	Actual Works		Works Uploaded							
		Sanctioned	Completed	Completed	Ongoing	Yet Not Started	Discontinued	Delayed	Total Works Placed on Website (5+6+7+8)	% of Works Placed on Website (10/3)	% of Completed Works on Website (5/4)
1	2	3	4	5	6	7	8	9	10	11	12
	<b>Jalandhar</b>										
13	Sh.RanaGurjit Singh,LS (Jalandhar)	733	263	170	138	260	2	2	570	77.76	64.64
14	Sh. Charanjit Singh Attwal, LS (Phillaur)	979	762	507	136	209	8	10	860	87.84	66.54
15	Sh. Naresh Kumar Gujral, RS (Jalandhar)	183	132	123	0	47	0	0	170	92.90	93.18
	<i>Total</i>	<i>1895</i>	<i>1157</i>	<i>800</i>	<i>274</i>	<i>516</i>	<i>10</i>	<i>12</i>	<i>1600</i>	<i>84.43</i>	<i>69.14</i>
16	<b>Ludhiana</b> - Sh. Sharanjit Singh Dhillon, LS	933	592	539	175	131	26	5	871	93.35	91.05
17	<b>Patiala</b> - Smt. Preneet Kaur, LS	454	256	216	0	226	0	0	442	97.36	84.38
18	<b>Sangrur</b> - Sh. Sukhdev Singh Dhindsa, LS	1419	1309	1292	1	64	62	132	1419	100.00	98.70
19	<b>Fatehgarh Sahib</b> - Sh. Sukhdev Singh Libra, LS(Ropar)	1907	1082	1082	666	86	49	16	1883	98.74	100.00
20	<b>Taran Tarn</b> - Sh. Manohar Singh Gill, RS	407	148	144	222	0	0	1	366	89.93	97.30
	<b>Total</b>	<b>16884</b>	<b>11091</b>	<b>9861</b>	<b>3387</b>	<b>2590</b>	<b>299</b>	<b>544</b>	<b>16137</b>	<b>95.58</b>	<b>88.91</b>

\*32 works of Rs 15.20 lacs are shown as discontinues work during 14th Lok Sabha (Sangrur)

Sr. No.	Constituency	Actual Works		Works Uploaded							
		Sanctioned	Completed	Completed	Ongoing	Yet Not Started	Discontinued	Delayed	Total Works Placed on Website (5+6+7+8)	% of Works Placed on Website (10/3)	% of Completed Works on Website (5/4)
1	2	3	4	5	6	7	8	9	10	11	12
1	Amritsar	324	324	324	0	0	0	0	324	100.00	100.00
2	Bathinda	455	455	455	0	0	0	2	455	100.00	100.00
3	Faridkot	981	981	981	0	0	0	0	981	100.00	100.00
4	Firozpur	490	488	488	0	2	0	3	490	100.00	100.00
5	Gurdaspur	331	331	339	0	0	0	0	339	<b>102.42</b>	<b>102.42</b>
6	Hoshiarpur	335	334	334	0	0	1	33	335	100.00	100.00
7	Jalandhar	422	419	418	0	0	0	137	418	99.05	99.76
8	Ludhiana	158	152	152	0	0	0	0	152	96.20	100.00
9	Patiala	155	155	155	0	0	0	1	155	100.00	100.00
10	Phillaur	647	645	630	0	15	2	61	647	100.00	97.67
11	Ropar	201	200	200	0	1	0	15	201	100.00	100.00
12	Sangrur	98	94	94	0	0	4	2	98	100.00	100.00
13	Taran Tarn	147	147	147	0	0	0	0	147	100.00	100.00
	<b>Total</b>	<b>4744</b>	<b>4725</b>	<b>4717</b>	<b>0</b>	<b>18</b>	<b>7</b>	<b>254</b>	<b>4742</b>	<b>99.96</b>	<b>99.83</b>

Sr. No.	Constituency	Actual Works		Works Uploaded							
		Sanctioned	Completed	Completed	Ongoing	Yet Not Started	Discontinued	Delayed	Total Works Placed on Website (5+6+7+8)	% of Works Placed on Website (10/3)	% of Completed Works on Website (5/4)
1	2	3	4	5	6	7	8	9	10	11	12
1	Amritsar	138	138	138	0	0	0	0	138	100.00	100.00
2	Bathinda	139	139	139	0	0	0	0	139	100.00	100.00
3	Faridkot	398	398	398	0	0	0	0	398	100.00	100.00
4	Ferozepur	231	230	230	0	1	0	2	231	100.00	100.00
5	Gurdaspur	184	184	192	0	0	0	0	192	<b>104.35</b>	<b>104.35</b>
6	Hoshiarpur	386	386	386	0	0	0	0	386	100.00	100.00
7	Jalandhar	184	184	184	0	0	0	57	184	100.00	100.00
8	Ludhiana	190	190	190	0	0	0	0	190	100.00	100.00
9	Patiala	319	319	319	0	0	0	1	319	100.00	100.00
10	Phillaur	710	710	708	0	0	1	95	709	99.86	99.72
11	Ropar	327	327	327	0	0	0	0	327	100.00	100.00
12	Sangrur	291	285	285	0	0	6	2	291	100.00	100.00
13	Taran Tarn	521	521	504	0	0	0	0	504	96.74	96.74
	<b>Total</b>	<b>4018</b>	<b>4011</b>	<b>4000</b>	<b>0</b>	<b>1</b>	<b>7</b>	<b>157</b>	<b>4008</b>	<b>99.75</b>	<b>99.73</b>

Sr. No.	Constituency	Actual Works		Works Uploaded							
		Sanctioned	Completed	Completed	Ongoing	Yet Not Started	Discontinued	Delayed	Total Works Placed on Website (5+6+7+8)	% of Works Placed on Website (10/3)	% of Completed Works on Website (5/4)
1	2	3	4	5	6	7	8	9	10	11	12
1	Amritsar	49	49	49	0	0	0	0	49	100.00	100.00
2	Bathinda	240	240	240	0	0	0	0	240	100.00	100.00
3	Faridkot	285	285	284	0	1	0	0	285	100.00	99.65
4	Ferozepur	111	111	111	0	0	0	1	111	100.00	100.00
5	Gurdaspur	216	216	215	0	0	0	0	215	99.54	99.54
6	Hoshiarpur	287	287	287	0	0	0	212	287	100.00	100.00
7	Jalandhar	116	116	116	0	0	0	24	116	100.00	100.00
8	Ludhiana	71	71	71	0	0	0	0	71	100.00	100.00
9	Patiala	147	147	147	0	0	0	0	147	100.00	100.00
10	Phillaur	248	248	247	0	0	0	85	247	99.60	99.60
11	Ropar	234	234	234	0	0	0	0	234	100.00	100.00
12	Sangrur	234	234	230	0	0	4	1	234	100.00	98.29
13	Taran Tarn	192	192	183	1	0	0	0	184	95.83	95.31
	<b>Total</b>	<b>2430</b>	<b>2430</b>	<b>2414</b>	<b>1</b>	<b>1</b>	<b>4</b>	<b>323</b>	<b>2420</b>	<b>99.59</b>	<b>99.34</b>



Sr. No.	Constituency	Actual Works		Works Uploaded							
		Sanctioned	Completed	Completed	Ongoing	Yet Not Started	Discontinued	Delayed	Total Works Placed on Website (5+6+7+8)	% of Works Placed on Website (10/3)	% of Completed Works on Website (5/4)
1	2	3	4	5	6	7	8	9	10	11	12
1	Amritsar	1046	1046	1045	0	0	1	0	1046	100.00	99.90
2	Bathinda	1375	1375	1375	0	0	0	1	1375	100.00	100.00
3	Faridkot	1741	1733	1816	1	8	10	23	1835	<b>105.40</b>	<b>104.79</b>
4	Firozpur	1026	1019	1019	7	0	0	7	1026	100.00	100.00
5	Gurdaspur	1151	1151	1121	0	3	1	0	1125	97.74	97.39
6	Hoshiarpur	2923	2886	2886	6	6	25	336	2923	100.00	100.00
7	Jalandhar	1769	1764	1764	0	3	2	339	1769	100.00	100.00
8	Ludhiana	1269	1250	1250	19	0	0	2	1269	100.00	100.00
9	Patiala	1267	1267	1267	0	0	0	116	1267	100.00	100.00
10	Phillaur	2450	2433	2402	22	6	9	447	2439	99.55	98.73
11	Ropar	2761	2563	2563	89	10	99	41	2761	100.00	100.00
12	Sangrur	2024	1862	1862	0	0	162	15	2024	100.00	100.00
13	Taran Tarn	1164	1164	1164	0	0	0	0	1164	100.00	100.00
	<b>Total</b>	<b>21966</b>	<b>21513</b>	<b>21534</b>	<b>144</b>	<b>36</b>	<b>309</b>	<b>1327</b>	<b>22023</b>	<b>100.26</b>	<b>100.10</b>

\*Sangrur 176 works discontinued (Duplicate)

Sr. No.	Constituency	Actual Works		Works Uploaded							
		Sanctioned	Completed	Completed	Ongoing	Yet Not Started	Discontinued	Delayed	Total Works Placed on Website (5+6+7+8)	% of Works Placed on Website (10/3)	% of Completed Works on Website (5/4)
1	2	3	4	5	6	7	8	9	10	11	12
<b>1</b>	<b>Amritsar</b>										
	Sh.Raj Mohinder Singh	308	308	308	0	0	0	0	308	100.00	100.00
<b>2</b>	<b>Jalandhar</b>										
2.1	Sh. Balbir Singh	301	298	298	0	2	0	0	300	99.67	100.00
2.2	Sh. Iqbal Singh	187	187	187	0	0	0	87	187	100.00	100.00
2.3	Sh. Barjinder Singh Hamdard	220	220	219	0	1	0	61	220	100.00	99.55
	<i>Total</i>	<i>708</i>	<i>705</i>	<i>704</i>	<i>0</i>	<i>3</i>	<i>0</i>	<i>148</i>	<i>707</i>	<i>99.86</i>	<i>99.86</i>
<b>3</b>	<b>Ludhiana</b>										
3.1	Sh. Jagir Singh Dard	289	287	286	1	2	0	0	289	100.00	99.65
3.2	Sh. Mohinder Singh Kalyan	153	152	152	1	0	0	0	153	100.00	100.00
3.3	Sh.Lajpat Rai	320	320	320	0	0	0	1	320	100.00	100.00
	<i>Total</i>	<i>762</i>	<i>759</i>	<i>758</i>	<i>2</i>	<i>2</i>	<i>0</i>	<i>1</i>	<i>762</i>	<i>100.00</i>	<i>99.87</i>
<b>4</b>	<b>Patiala</b>										
4.1	Sh. Vinod Sharma	259	258	257	0	0	1	2	258	99.61	99.61
4.2	Sh. Surinder Kumar Singla	404	404	399	0	1	0	7	400	99.01	98.76
4.3	Sh.Gurcharan Singh Tohra	1418	1408	1403	0	15	0	0	1418	100.00	99.64
	<i>Total</i>	<i>2081</i>	<i>2070</i>	<i>2059</i>	<i>0</i>	<i>16</i>	<i>1</i>	<i>9</i>	<i>2076</i>	<i>99.76</i>	<i>99.47</i>

Sr. No.	Constituency	Actual Works		Works Uploaded							
		Sanctioned	Completed	Completed	Ongoing	Yet Not Started	Discontinued	Delayed	Total Works Placed on Website (5+6+7+8)	% of Works Placed on Website (10/3)	% of Completed Works on Website (5/4)
1	2	3	4	5	6	7	8	9	10	11	12
<b>5</b>	<b>Ferozepur</b>										
	Sh. Virendera Kataria	134	134	134	0	0	0	1	134	100.00	100.00
<b>6</b>	<b>Gurdaspur</b>										
6.1	Sh. Bhupinder Singh Mann	206	206	200	0	0	0	0	200	97.09	97.09
6.2	Smt. Sukhbans Kaur Bhinder	497	490	316	164	13	0	9	493	99.20	64.49
<i>Total</i>		<i>703</i>	<i>696</i>	<i>516</i>	<i>164</i>	<i>13</i>	<i>0</i>	<i>9</i>	<i>693</i>	<i>98.58</i>	<i>74.14</i>
<b>7</b>	<b>Mansa</b>										
	Sh. Balwinder Singh Bhunder	983	983	983	0	0	0	6	983	100.00	100.00
<b>8</b>	<b>Fatehgarh Sahib</b>										
	Sh.Sukhdev Singh Libra	1669	1608	1562	42	4	61	10	1669	100.00	97.14
<b>9</b>	<b>Sangrur</b>										
	Sh.Sukhdev Singh Dhindsa	1268	1200	1200	0	0	68	3	1268	100.00	100.00
<b>10</b>	<b>Faridkot</b>										
	Smt. Gurcharan Kaur	254	247	221	2	25	6	5	254	100.00	89.47
<b>11</b>	<b>Mukatsar</b>										
	Sh.Sukhbir Singh Badal	766	761	761	0	2	2	1	765	99.87	100.00
<b>Grand Total</b>		<b>9636</b>	<b>9471</b>	<b>9206</b>	<b>210</b>	<b>65</b>	<b>138</b>	<b>193</b>	<b>9619</b>	<b>99.82</b>	<b>97.20</b>