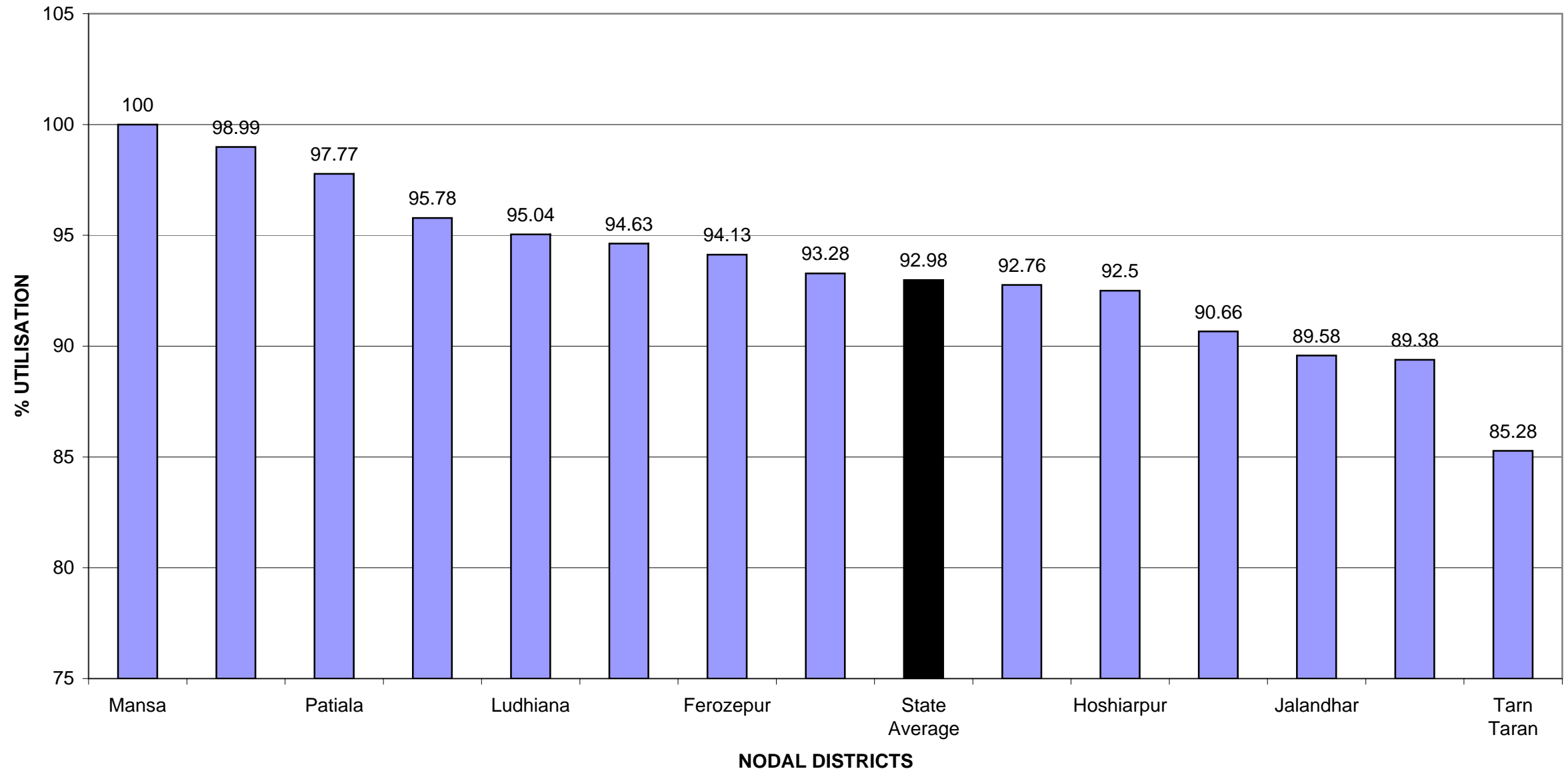
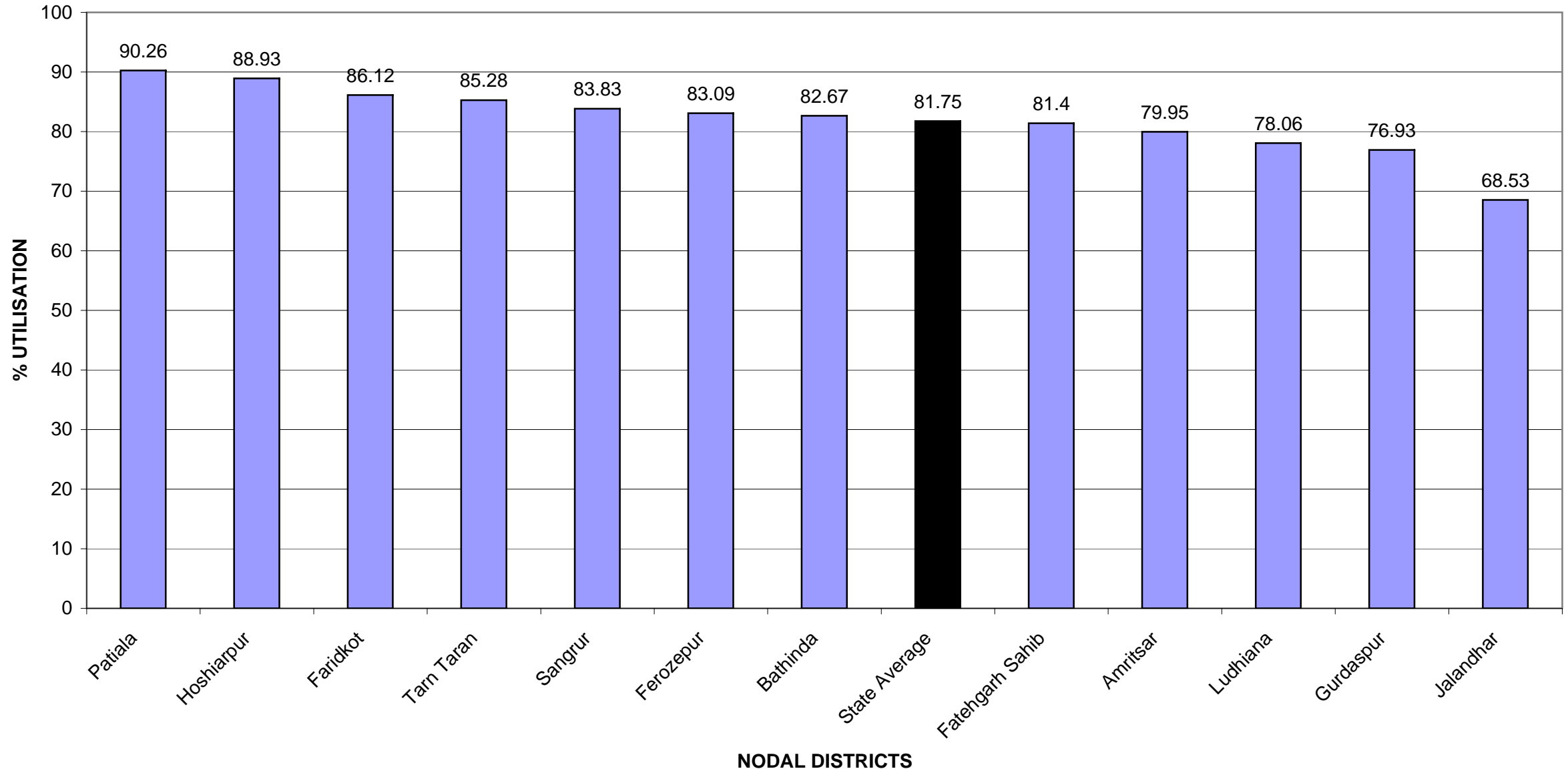


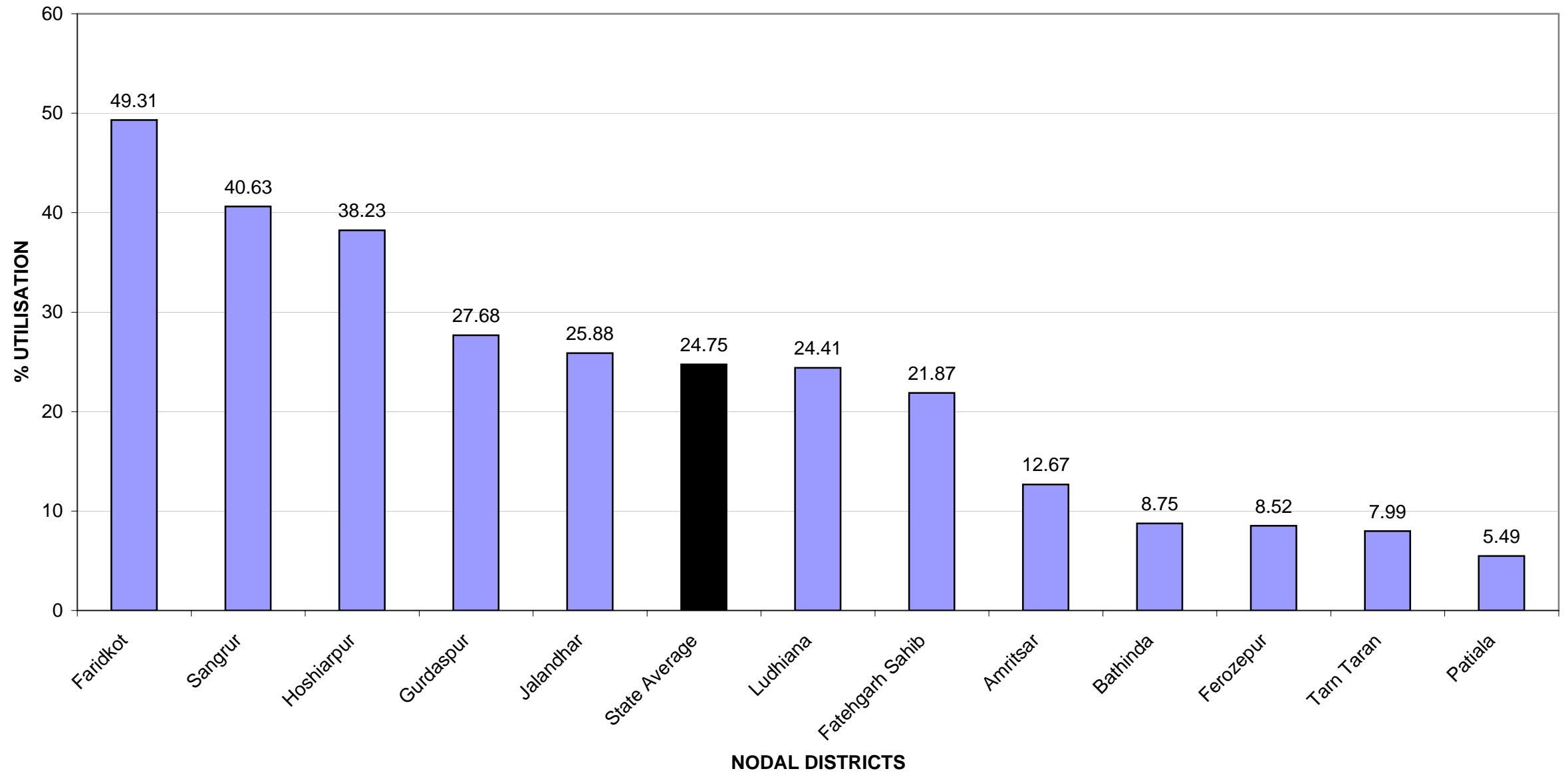
ITEM 2.1%AGE UTILISATION OF FUNDS UPTO 31-12-2008 SITTING/EX MPs BOTH LS AND RS SINCE INCEPTION(1993-1994)



ITEM 5.1 (A) %AGE UTILISATION OF FUNDS **UPTO 31-12-2008** NODAL DISTRICT WISE- FOR SITTING MPs BOTH LS AND RS



ITEM 5.1(B)%AGE UTILISATION OF FUNDS DURING DECEMBER 2008-NODAL DISTRICT WISE-FOR SITTING MPs BOTH LS AND RS



SN	Constituency	Installments not released by Govt. of India			Reasons of non-release			
		2007-08 (IInd)	2008-09 (Ist)	2008-09 (IIInd)	Unsanctioned balance >50 lakh	Unspent Balance >100 lakh	UC pending	Audit certificate pending
1	Amritsar			1	Yes	Yes	2007-08	2006-07
2	Faridkot			1	Yes	Yes	2007-08	2006-07
3	Gurdaspur			1	Yes	Yes	2007-08	2006-07
4	Jalandhar	1	1	1	No	Yes	2006-07	2005-06
5	Ludhiana			1	No	Yes	2007-08	2006-07
6	Patiala			1	No	No	2007-08	2006-07
7	Phillaur	1	1	1	No	No	2006-07	2005-06
8	Ropar			1	No	Yes	2007-08	
9	Tarn Taran			1	No	Yes	2007-08	2006-07
	Total	2	2	9				

SN.	Name - Rajya Sabha MP	Installments not released by GOI					Reasons of non-release			
		2006-07 (IInd)	2007-08 (Ist)	2007-08 (IInd)	2008-09 (Ist)	2008-09 (IInd)	Unsanctioned balance >50 lakh	Unspent Balance >100 lakh	UC pending	Audit certificate pending
1	Sh. Raj Mohinder Singh (Amritsar)					1	Yes	Yes	2007-08	2006-07
2	Sh. Ashwani Kumar (Gurdaspur)	1	1	1	1	1	Yes	Yes	2005-06 2006-07 2007-08	2004-05 2005-06 2006-07
3	Smt.Ambika Soni (Hoshiarpur)					1	No	No	2007-08	
4	Sh. Dharam Pal Sabarwal (Hoshiarpur)	1	1	1	1	1	No	No	2006-07 2007-08	
5	Sh. Naresh Gujral (Jalandhar)					1	Yes	Yes	2007-08	2006-07
6	Sh. M.S. Gill (Tarn Taran)					1	Yes	Yes	2007-08	2006-07
	Total	2	2	2	2	6				

SN	Nodal District	Funds available					Actual Expenditure					Unutilised funds (Col 7-Col 12)	% age utilisation of funds Col.(12/7)	Rank
		Sitting Lok Sabha	Sitting Rajya Sabha	Previous Lok Sabha	Retired Rajya Sabha	Total	Sitting Lok Sabha	Sitting Rajya Sabha	Previous Lok Sabha	Retired Rajya Sabha	Total			
1	2	3	4	5	6	7	8	9	10	11	12	13	14	15
1	Amritsar	2206.01	839.98	3026.03	500.46	6572.48	1808.88	626.52	3023.03	500.46	5958.89	613.59	90.66	11
2	Bathinda	1025.42	0.00	1618.61	0.00	2644.03	847.70	0.00	1618.61	0.00	2466.31	177.72	93.28	8
3	Faridkot	1184.12	0.00	1364.46	660.31	3208.89	1019.78	0.00	1360.57	656.22	3036.57	172.32	94.63	6
4	Ferozepur	1015.08	0.00	1624.20	395.00	3034.28	843.38	0.00	1617.92	395.00	2856.30	177.98	94.13	7
5	Gurdaspur	992.64	960.99	1549.09	750.51	4253.23	787.05	715.92	1549.09	749.51	3801.57	451.66	89.38	13
6	Hoshiarpur	940.76	2373.29	1622.78	0.00	4936.83	856.38	2090.82	1619.37	0.00	4566.57	370.26	92.50	10
7	Jalandhar	1534.62	416.59	3167.64	1016.95	6135.80	1227.25	109.90	3144.61	1014.95	5496.71	639.09	89.58	12
8	Ludhiana	933.08	0.00	1644.58	1951.50	4529.16	728.38	0.00	1628.88	1947.36	4304.62	224.54	95.04	5
9	Patiala	906.17	0.00	1625.10	1974.33	4505.60	817.88	0.00	1625.10	1962.08	4405.06	100.54	97.77	3
10	Sangrur	1019.15	0.00	1631.62	1254.02	3904.79	854.35	0.00	1631.62	1254.02	3739.99	164.80	95.78	4
11	Fatehgarh Sahib	942.77	0.00	1630.70	1204.01	3777.48	767.46	0.00	1596.39	1140.11	3503.96	273.52	92.76	9
12	Mansa	0.00	0.00	0.00	806.16	806.16	0.00	0.00	0.00	806.16	806.16	0.00	100.00	1
13	Mukatsar	0.00	0.00	0.00	813.88	813.88	0.00	0.00	0.00	805.68	805.68	8.20	98.99	2
14	Tarn Taran	0.00	965.79	0.00	0.00	965.79	0.00	823.58	0.00	0.00	823.58	142.21	85.28	14
	Total	12699.82	5556.64	20504.81	11327.13	50088.40	10558.49	4366.74	20415.19	11231.55	46571.97	3516.43	92.98	

SN.	Nodal District	Works Sanctioned					Works Completed					Pending Works (col.7-12)	%age of works completed Col.(12/7)	Rank
		Sitting Lok Sabha	Sitting Rajya Sabha	Previous Lok Sabha	Retd. Rajya Sabha	Total	Sitting Lok Sabha	Sitting Rajya Sabha	Previous Lok Sabha	Retd. Rajya Sabha	Total			
<i>1</i>	<i>2</i>	<i>3</i>	<i>4</i>	<i>5</i>	<i>6</i>	<i>7</i>	<i>8</i>	<i>9</i>	<i>10</i>	<i>11</i>	<i>12</i>	<i>13</i>	<i>14</i>	<i>15</i>
1	Amritsar	1579	438	3581	308	5906	636	148	3577	308	4669	1237	79.06	13
2	Bathinda	885	0	2209	0	3094	586	0	2209	0	2795	299	90.34	8
3	Faridkot	1021	0	3405	254	4680	887	0	3397	251	4535	145	96.90	4
4	Ferozepur	557	0	1858	134	2549	525	0	1849	134	2508	41	98.39	2
5	Gurdaspur	949	819	1882	703	4353	752	595	1882	696	3925	428	90.17	9
6	Hoshiarpur	1264	1227	3905	0	6396	931	833	3895	0	5659	737	88.48	10
7	Jalandhar	1331	71	6542	708	8652	847	10	6514	705	8076	576	93.34	7
8	Ludhiana	858	0	1682	762	3302	484	0	1666	757	2907	395	88.04	11
9	Patiala	376	0	1888	2081	4345	219	0	1888	2064	4171	174	96.00	6
10	Sangrur	1243	0	2471	1200	4914	1076	0	2471	1200	4747	167	96.60	5
11	Fatehgarh Sahib	1753	0	3424	1610	6787	924	0	3336	1557	5817	970	85.71	12
12	Mansa	0	0	0	983	983	0	0	0	983	983	0	100.00	1
13	Mukatsar	0	0	0	765	765	0	0	0	751	751	14	98.17	3
14	TarnTaran	0	366	0	0	366	0	143	0	0	143	223	39.07	14
Total		11816	2921	32847	9508	57092	7867	1729	32684	9406	51686	5406	90.53	

SN	Nodal District	Total Funds available	Funds sanctioned	Actual Expenditure	Unutilised/ Unspent Balance (col.3 -col.5)	%age utilisation over funds available (col.5 over col.3)
<i>1</i>	<i>2</i>	<i>3</i>	<i>4</i>	<i>5</i>	<i>6</i>	<i>7</i>
<i>1</i>	<i>Amritsar</i>	<i>3026.03</i>	<i>3026.03</i>	<i>3023.03</i>	<i>3.00</i>	<i>99.90</i>
1.1	Amritsar Constituency	1412.01	1412.01	1411.01	1.00	99.93
1.2	Taran Tarn Constituency	1614.02	1614.02	1612.02	2.00	99.88
2	Bathinda	1618.61	1618.61	1618.61	0.00	100.00
3	Faridkot	1364.46	1364.46	1360.57	3.89	99.71
4	Ferozepur	1624.20	1624.20	1617.92	6.28	99.61
5	Gurdaspur	1549.09	1549.09	1549.09	0.00	100.00
6	Hoshiarpur	1622.78	1622.78	1619.37	3.41	99.79
<i>7</i>	<i>Jalandhar</i>	<i>3167.64</i>	<i>3167.64</i>	<i>3144.61</i>	23.03	<i>99.27</i>
7.1	Jalandhar Constituency	1592.38	1592.38	1586.98	5.40	99.66
7.2	Phillaur Constituency	1575.26	1575.26	1557.63	17.63	98.88
8	Ludhiana	1644.58	1644.58	1628.88	15.70	99.05
9	Patiala	1625.10	1625.10	1625.10	0.00	100.00
10	Ropar	1630.70	1630.70	1596.39	34.31	97.90
11	Sangrur	1631.62	1631.62	1631.62	0.00	100.00
	Grand Total	20504.81	20504.81	20415.19	89.62	99.56

SN	Nodal District	Works sanctioned		Works completed		Works under progress		UC's received	
		No.	Cost	No.	Cost	No.	Cost	No.	Cost
<i>1</i>	<i>2</i>	<i>3</i>	<i>4</i>	<i>5</i>	<i>6</i>	<i>7</i>	<i>8</i>	<i>9</i>	<i>10</i>
<i>1</i>	<i>Amritsar</i>	<i>3581</i>	<i>3026.03</i>	<i>3577</i>	<i>3023.03</i>	<i>4</i>	<i>3.00</i>	<i>3577</i>	<i>3023.03</i>
1.1	Amritsar Constituency	1557	1412.01	1556	1411.01	1	1.00	1556	1411.01
1.2	Taran Tarn	2024	1614.02	2021	1612.02	3	2.00	2021	1612.02
2	Bathinda	2209	1618.61	2209	1618.61	0	0.00	2209	1618.61
3	Faridkot	3405	1364.46	3397	1359.37	8	5.09	3397	1359.37
4	Ferozepur	1858	1624.20	1849	1614.44	9	9.76	1826	1610.88
5	Gurdaspur	1882	1549.09	1882	1549.09	0	0.00	1852	1521.40
6	Hoshiarpur	3905	1622.78	3895	1614.03	10	8.75	3895	1614.03
<i>7</i>	<i>Jalandhar</i>	<i>6542</i>	<i>3167.64</i>	<i>6514</i>	<i>3144.61</i>	28	<i>23.03</i>	<i>6514</i>	<i>3144.61</i>
7.1	Jalandhar Constituency	2489	1592.38	2478	1586.98	11	5.40	2478	1586.98
7.2	Phillaur Constituency	4053	1575.26	4036	1557.63	17	17.63	4036	1557.63
8	Ludhiana	1682	1644.58	1666	1628.88	16	15.70	1666	1628.88
9	Patiala	1888	1625.10	1888	1625.10	0	0.00	1888	1625.10
10	Ropar	3424	1630.70	3336	1574.54	88	56.16	3336	1574.54
11	Sangrur	2471	1631.62	2471	1631.62	0	0	2471	1631.62
	Grand Total	32847	20504.81	32684	20383.32	163	121.49	32631	20352.07

SN	Nodal District	Total Funds Recd by the MP	Funds distributed to successor MPs	Funds to be distributed	Total Funds Sanctioned by the MP Col. {3-(4+5)}	Actual Exp.	Unspent Balance Col.(6-7)	%age utilisation over funds available Col. (7/6)
1	2	3	4	5	6	7	8	9
1	Amritsar - Sh.Raj Mohinder Singh	500.46	0.00	0.00	500.46	500.46	0.00	100.00
2	Jalandhar							
2.1	Sh. Balbir Singh	438.80	55.04	0.00	383.76	381.76	2.00	99.48
2.2	Sh. Iqbal Singh	340.94	59.79	0.00	281.15	281.15	0.00	100.00
2.3	Sh. Barjinder Singh Hamdard	354.38	2.34	0.00	352.04	352.04	0.00	100.00
Total		1134.12	117.17	0.00	1016.95	1014.95	2.00	99.80
3	Ludhiana							
3.1	Sh. Jagir Singh Dard	426.18	23.18	0.25	402.75	399.61	3.14	99.22
3.2	Sh. Mohinder Singh Kalyan	489.97	36.97	0.00	453.00	452.00	1.00	99.78
3.3	Sh.Lajpat Rai	1218.34	122.59	0.00	1095.75	1095.75	0.00	100.00
Total		2134.49	182.74	0.25	1951.50	1947.36	4.14	99.79
4	Patiala							
4.1	Sh. Vinod Sharma	414.26	16.34	0.00	397.92	395.92	2.00	99.50
4.2	Sh. Surinder Kumar Singla	389.46	38.59	0.00	350.87	350.87	0.00	100.00
4.3	Sh. Gurchran Singh Tohra	1250.60	23.13	1.93	1225.54	1215.29	10.25	99.16
Total		2054.32	78.06	1.93	1974.33	1962.08	12.25	99.38

SN	Nodal District	Total Funds Recd by the MP	Funds distributed to successor MPs	Funds to be distributed	Total Funds Sanctioned by the MP Col. {3-(4+5)}	Actual Exp.	Unspent Balance Col.(6-7)	%age utilisation over funds available Col. (7/6)
1	2	3	4	5	6	7	8	9
5	Ferozepur - Sh. Virendera Kataria	395.00	0.00	0.00	395.00	395.00	0.00	100.00
6	Gurdaspur							
6.1	Sh. Bhupinder Singh Mann	212.81	9.70	0.00	203.11	203.11	0.00	100.00
6.2	Smt. Sukhbans Kaur Bhinder	557.66	10.26	0.00	547.40	546.40	1.00	99.82
	Total	770.47	19.96	0.00	750.51	749.51	1.00	99.87
7	Mansa - Sh. Balwinder Singh Bhunder	847.15	40.99	0.00	806.16	806.16	0.00	100.00
8	Fatehgarh Sahib - Sh.Sukhdev Singh Libra	1257.13	53.12	0.00	1204.01	1140.11	63.90	94.69
9	Sangrur - Sh.Sukhdev Singh Dhindsa	1264.31	10.29	0.00	1254.02	1254.02	0.00	100.00
10	Faridkot - Smt.Gurcharan Kaur	679.80	19.47	0.02	660.31	656.22	4.09	99.38
11	Mukatsar - Sh.Sukhbir Singh Badal	834.70	0.00	20.82	813.88	805.68	8.20	98.99
Grand Total		11871.95	521.80	23.02	11327.13	11231.55	95.58	99.16

SN	Nodal District	Works sanctioned		Works completed		Works under progress		UC's received	
		No.	Cost	No.	Cost	No.	Cost	No.	Cost
<i>1</i>	<i>2</i>	<i>3</i>	<i>4</i>	<i>5</i>	<i>6</i>	<i>7</i>	<i>8</i>	<i>9</i>	<i>10</i>
1	Amritsar- Sh.Raj Mohinder Singh	308	500.46	308	500.46	0	0.00	308	500.46
2	Jalandhar								
2.1	Sh. Balbir Singh	301	383.76	298	381.76	3	2.00	298	381.76
2.2	Sh. Iqbal Singh	187	281.15	187	281.15	0	0.00	187	281.15
2.3	Sh. Barjinder Singh Hamdard	220	352.04	220	352.04	0	0.00	220	352.04
	Total	708	1016.95	705	1014.95	3	2.00	705	1014.95
3	Ludhiana								
3.1	Sh. Jagir Singh Dard	289	402.75	286	399.61	3	3.14	286	399.61
3.2	Sh. Mohinder Singh Kalyan	153	453.00	151	447.00	2	6.00	151	447.00
3.3	Sh.Lajpat Rai	320	1095.75	320	1095.75	0	0.00	320	1095.75
	Total	762	1951.50	757	1942.36	5	9.14	757	1942.36
4	Patiala								
4.1	Sh. Vinod Sharma	259	397.92	258	395.92	1	2.00	258	395.92
4.2	Sh. Surinder Kumar Singla	404	350.87	404	350.87	0	0.00	404	350.87
4.3	Sh. Gurchran Singh Tohra	1418	1225.54	1402	1215.29	16	10.25	1402	1215.29
	Total	2081	1974.33	2064	1962.08	17	12.25	2064	1962.08

SN	Nodal District	Works sanctioned		Works completed		Works under progress		UC's received	
		No.	Cost	No.	Cost	No.	Cost	No.	Cost
1	2	3	4	5	6	7	8	9	10
5	Ferozepur - Sh. Virendera Kataria	134	395.00	134	395.00	0	0.00	134	395.00
6	Gurdaspur								
6.1	Sh. Bhupinder Singh Mann	206	203.11	206	203.11	0	0.00	206	203.11
6.2	Smt. Sukhbans Kaur Bhinder	497	547.40	490	533.40	7	14.00	416	460.90
	Total	703	750.51	696	736.51	7	14.00	622	664.01
7	Mansa - Sh. Balwinder Singh Bhunder	983	806.16	983	806.16	0	0.00	960	790.46
8	Fatehgarh Sahib* - Sh.Sukhdev Singh Libra	1610	1204.01	1557	1135.11	53	68.90	1557	1135.11
9	Sangrur** - Sh.Sukhdev Singh Dhindsa	1200	1254.02	1200	1254.02	0	0.00	1200	1254.02
10	Faridkot - Smt.Gurcharan Kaur	254	660.31	251	656.22	3	4.09	246	648.55
11	Mukatsar*** - Sh.Sukhbir Singh Badal	765	813.88	751	805.48	14	8.40	751	805.48
	Grand Total	9508	11327.13	9406	11208.35	102	118.78	9304	11112.48

* 59 works discontinued.excluded

** 68 woks discontinued of Rs.73.03 lac are excluded.

***Included one discontinued work.

SN	Nodal District	Total Fund available	Sanction				Actual Expenditure				Unsanctioned/Unspent			Performance During Dec., 2008	
			Upto previous month 30/11/08	During current month 31/12/08 Col (6-4)	Upto current month 31/12/08	% age of funds sanctioned Col (6/3)	Upto previous month 30/11/08	During current month 31/12/08 Col (10-8)	Upto current month (31/12/08)	%age utilisation Col(10/3)	Unsanctioned Balance - Col (3-6)	Total Unspent Balance Col (3-10)	Unspent with the Executing Agencies as on 31/12/08 - Col (13-12) =(6-10)	Unspent with the Executing Agencies as on 30/11/08 - Col (14+9-5) =(4-8)	%age of Funds spent during Dec., 08 - Col (9/15)
1	2	3	4	5	6	7	8	9	10	11	12	13	14	15	16
	Amritsar														
1	Sh.Navjot Singh Sidhu, LS (Amritsar)	1241.14	1040.84	29.50	1070.34	86.24	946.88	12.00	958.88	77.26	<u>170.80</u>	<u>282.26</u>	111.46	93.96	12.77
2	Dr.Rattan Singh Ajnala,LS (Tarn Taran)	964.87	964.62	0.00	964.62	99.97	837.00	13.00	850.00	88.09	0.25	<u>114.87</u>	114.62	127.62	10.19
3	Sh.Rajmohinder Singh, RS	839.98	705.53	13.52	719.05	85.60	611.52	15.00	626.52	74.59	<u>120.93</u>	<u>213.46</u>	92.53	94.01	15.96
<i>Total</i>		<i>3045.99</i>	<i>2710.99</i>	<i>43.02</i>	<i>2754.01</i>	<i>90.41</i>	<i>2395.40</i>	<i>40.00</i>	<i>2435.40</i>	<i>79.95</i>	<i>291.98</i>	<i>610.59</i>	<i>318.61</i>	<i>315.59</i>	<i>12.67</i>
4	Bathinda -Smt. Paramjit Kaur, LS	1025.42	910.26	6.95	917.21	89.45	841.70	6.00	847.70	82.67	<u>108.21</u>	<u>177.72</u>	69.51	68.56	8.75
5	Faridkot -Sh. Sukhbir Singh Badal, LS	1184.12	1067.50	50.32	1117.82	94.40	973.36	46.42	1019.78	86.12	<u>66.30</u>	<u>164.34</u>	98.04	94.14	49.31
6	Ferozepur -Sh. Zora Singh Mann, LS	1015.08	897.15	9.00	906.15	89.27	838.37	5.01	843.38	83.09	<u>108.93</u>	<u>171.70</u>	62.77	58.78	8.52
	Gurdaspur														
7	Sh. Vinod Khanna, LS	992.64	884.66	7.71	892.37	89.90	752.50	34.55	787.05	79.29	<u>100.27</u>	<u>205.59</u>	105.32	132.16	26.14
8	Sh.Ashwani Kumar, RS	960.99	759.71	28.68	788.39	82.04	696.35	19.57	715.92	74.50	<u>172.60</u>	<u>245.07</u>	72.47	63.36	30.89
<i>Total</i>		<i>1953.63</i>	<i>1644.37</i>	<i>36.39</i>	<i>1680.76</i>	<i>86.03</i>	<i>1448.85</i>	<i>54.12</i>	<i>1502.97</i>	<i>76.93</i>	<i>272.87</i>	<i>450.66</i>	<i>177.79</i>	<i>195.52</i>	<i>27.68</i>

SN	Nodal District	Total Fund available	Sanction				Actual Expenditure				Unsanctioned/Unspent			Performance During Dec., 2008	
			Upto previous month 30/11/08	During current month 31/12/08 Col (6-4)	Upto current month 31/12/08	% age of funds sanctioned Col (6/3)	Upto previous month 30/11/08	During current month 31/12/08 Col (10-8)	Upto current month (31/12/08)	%age utilisation Col(10/3)	Unsanctioned Balance - Col (3-6)	Total Unspent Balance Col (3-10)	Unspent with the Executing Agencies as on 31/12/08 - Col (13-12) =(6-10)	Unspent with the Executing Agencies as on 30/11/08 - Col (14+9-5) =(4-8)	%age of Funds spent during Dec., 08 - Col (9/15)
1	2	3	4	5	6	7	8	9	10	11	12	13	14	15	16
	Hoshiarpur														
9	Sh.Avinash Rai Khanna, LS	940.76	926.46	10.92	937.38	99.64	836.46	19.92	856.38	91.03	3.38	84.38	81.00	90.00	22.13
10	Sh. Dharampal Sabharwal, RS	564.98	508.34	29.80	538.14	95.25	422.48	42.80	465.28	82.35	26.84	99.70	72.86	85.86	49.85
11	Smt. Ambika Soni, RS	855.00	788.84	38.39	827.23	96.75	688.95	66.39	755.34	88.34	27.77	99.66	71.89	99.89	66.46
12	Sh.Varinder Singh Bajwa, RS	953.31	948.61	4.69	953.30	100.00	860.01	10.19	870.20	91.28	0.01	83.11	83.10	88.60	11.50
	<i>Total</i>	<i>3314.05</i>	<i>3172.25</i>	<i>83.80</i>	<i>3256.05</i>	<i>98.25</i>	<i>2807.90</i>	<i>139.30</i>	<i>2947.20</i>	<i>88.93</i>	<i>58.00</i>	<i>366.85</i>	<i>308.85</i>	<i>364.35</i>	<i>38.23</i>
	Jalandhar														
13	Sh.RanaGurjit Singh,LS (Jalandhar)	753.31	743.49	2.01	745.50	98.96	498.99	46.40	545.39	72.40	7.81	<u>207.92</u>	200.11	244.50	18.98
14	Sh. Charanjit Singh Attwal, LS (Phillaur)	781.31	779.94	0.00	779.94	99.82	588.42	93.44	681.86	87.27	1.37	99.45	98.08	191.52	48.79
15	Sh. Naresh Gujral, RS (Jalandhar)	416.59	231.85	30.15	262.00	62.89	103.75	6.15	109.90	26.38	<u>154.59</u>	<u>306.69</u>	152.10	128.10	4.80
	<i>Total</i>	<i>1951.21</i>	<i>1755.28</i>	<i>32.16</i>	<i>1787.44</i>	<i>261.68</i>	<i>1191.16</i>	<i>145.99</i>	<i>1337.15</i>	<i>68.53</i>	<i>163.77</i>	<i>614.06</i>	<i>450.29</i>	<i>564.12</i>	<i>25.88</i>

SN	Nodal District	Total Fund available	Sanction				Actual Expenditure				Unsanctioned/Unspent			Performance During Dec., 2008	
			Upto previous month 30/11/08	During current month 31/12/08 Col (6-4)	Upto current month 31/12/08	% age of funds sanctioned Col (6/3)	Upto previous month 30/11/08	During current month 31/12/08 Col (10-8)	Upto current month (31/12/08)	%age utilisation Col(10/3)	Unsanctioned Balance - Col (3-6)	Total Unspent Balance Col (3-10)	Unspent with the Executing Agencies as on 31/12/08 - Col (13-12) =(6-10)	Unspent with the Executing Agencies as on 30/11/08 - Col (14+9-5) =(4-8)	%age of Funds spent during Dec., 08 - Col (9/15)
1	2	3	4	5	6	7	8	9	10	11	12	13	14	15	16
16	Ludhiana-Sh. Sharanjit Singh Dhillon, LS	933.08	908.74	19.00	927.74	99.43	670.13	58.25	728.38	78.06	5.34	204.70	199.36	238.61	24.41
17	Patiala-Smt. Preneet Kaur, LS	906.17	903.07	0.00	903.07	99.66	812.93	4.95	817.88	90.26	3.10	88.29	85.19	90.14	5.49
18	Sangrur-Sh. Sukhdev Singh Dhindsa, LS	1019.15	899.93	12.24	912.17	89.50	823.16	31.19	854.35	83.83	106.98	164.80	57.82	76.77	40.63
19	Fatehgarh Sahib-Sh. Sukhdev Singh Libra, LS(Ropar)	942.77	931.99	5.60	937.59	99.45	721.41	46.05	767.46	81.40	5.18	175.31	170.13	210.58	21.87
20	Taran Tarn-Sh.Manohar Singh Gill, RS	965.79	898.45	0.00	898.45	93.03	817.08	6.50	823.58	85.28	67.34	142.21	74.87	81.37	7.99
Grand Total		18256.46	16699.98	298.48	16998.46	93.11	14341.45	583.78	14925.23	81.75	1258.00	3331.23	2073.23	2358.53	24.75

SN	Nodal District	Works sanctioned		Works completed		Works under progress		UC's received	
		No.	Cost	No.	Cost	No.	Cost	No.	Cost
1	2	3	4	5	6	7	8	9	10
1	Amritsar								
1.1	Sh.Navjot Singh Sidhu, LS (Amritsar)	762	1070.34	414	642.04	348	428.30	414	642.04
1.2	Dr.Rattan Singh Ajnala,LS	817	964.62	222	289.04	595	675.58	222	289.04
1.3	Sh.Rajmohinder Singh, RS	438	719.05	148	247.64	290	471.41	148	247.64
Total		2017	2754.01	784	1178.72	1233	1575.29	784	1178.72
2	Bathinda- Smt. Paramjit Kaur, LS	885	917.21	586	621.65	299	295.56	586	621.65
3	Faridkot-Sh. Sukhbir Singh Baddal, LS	1021	1117.82	887	782.55	134	335.27	887	782.55
4	Ferozepur-Sh. Zora Singh Mann, LS	557	906.15	525	824.65	32	81.50	432	632.92
5	Gurdaspur								
5.1	Sh. Vinod Khanna, LS	949	892.37	752	691.60	197	200.77	679	589.83
5.2	Sh. Ashwani Kumar,RS	819	788.39	595	600.12	224	188.27	558	570.79
Total		1768	1680.76	1347	1291.72	421	389.04	1237	1160.62
6	Hoshiarpur								
6.1	Sh.Avinash Rai Khanna, LS	1264	937.38	931	556.88	333	380.50	931	556.88
6.2	Sh. Dharampal Sabharwal, RS	88	538.14	65	393.27	23	144.87	65	393.27
6.3	Smt. Ambika Soni, RS	421	827.23	230	473.40	191	353.83	230	473.40
6.4	Sh.Varinder Singh Bajwa, RS	718	953.3	538	544.17	180	409.13	538	544.17
Total		2491	3256.05	1764	1967.72	727	1288.33	1764	1967.72

SN	Nodal District	Works sanctioned		Works completed		Works under progress		UC's received	
		No.	Cost	No.	Cost	No.	Cost	No.	Cost
1	2	3	4	5	6	7	8	9	10
7	Jalandhar								
7.1	Sh.RanaGurjit Singh,LS (Jalandhar)	485	745.5	229	336.58	256	408.92	229	336.58
7.2	Sh. Charanjit Singh Attwal, LS (Phillaur)	846	779.94	618	521.04	228	258.90	618	521.04
7.3	Sh. Naresh Gujral, RS (Jalandhar)	71	262.00	10	72.00	61	190.00	10	72.00
Total		1402	1787.44	857	929.62	545	857.82	857	929.62
8	Ludhiana -Sh. Sharanjit Singh Dhillon, LS	858	927.74	484	501.98	374	425.76	484	501.98
9	Patiala -Smt. Preneet Kaur, LS	376	903.07	219	511.51	157	391.56	219	511.51
10	Sangrur -Sh. Sukhdev Singh Dhindsa, LS	1243	912.17	1076	746.71	167	165.46	1076	746.71
11	Fatehgarh Sahib -Sh. Sukhdev Singh Libra, LS(Ropar)	1753	937.59	924	506.36	829	431.23	924	506.36
12	Tarn Taran -Sh.Manohar Singh Gill, RS	366	898.45	143	411.58	223	486.87	143	411.58
Grand Total		14737	16998.46	9596	10274.77	5141	6723.69	9393	9951.94

SN	Nodal District	Actual Works		Works Uploaded Out of col. 3	Works uploaded Excess/Less (5-3)	%age of Works Uploaded (col. 5/3)	Complete works placed on website out of col. 4	%age of complete works placed on website(col.7/4)
		Sanctioned	Completed					
1	2	3	4	5	6	7	8	9
1	Amritsar	5906	4673	5531	-375	93.65	4031	86.26
2	Faridkot	4680	4531	4712	32	100.68	4492	99.14
3	Sangrur	5158	4751	5158	0	100.00	4689	98.70
4	Muktsar	766	751	766	0	100.00	751	100.00
5	Taran Tarn	366	143	366	0	100.00	143	100.00
6	Bathinda	3094	2795	3094	0	100.00	2795	100.00
7	Fatehgarh Sahib(Ropar)	6945	5811	6945	0	100.00	5806	99.91
8	Jalandhar	8656	8081	8467	-189	97.82	7786	96.35
9	Hoshiarpur	6422	5657	6406	-16	99.75	5652	99.91
10	Mansa	983	983	983	0	100.00	983	100.00
11	Gurdaspur	4353	3905	4206	-147	96.62	3458	88.55
12	Firozpur	2549	2507	2549	0	100.00	2449	97.69
13	Ludhiana	3308	2904	3194	-114	96.55	2892	99.59
14	Patiala	4345	4171	4340	-5	99.88	4134	99.11
Total		57531	51663	56717	-814	98.59	50061	96.90

Sr. No.	District	Actual Works		Works Uploaded							
		Sanctioned	Completed	Completed	Ongoing	Yet Not Started	Discontinued	Delayed	Total Works Placed on Website (5+6+7+8)	% of Works Placed on Website (10/3)	% of Completed Works on Website (5/4)
1	2	3	4	5	6	7	8	9	10	11	12
	Amritsar										
1	Sh.Navjot Singh Sidhu, LS (Amritsar)	762	414	255	322	135	3	1	715	93.83	61.59
2	Dr.Rattan Singh Ajnala,LS (Taran Tarn)	817	222	184	368	184	1	4	737	90.21	82.88
3	Sh.Rajmohinder Singh, RS	438	148	81	254	65	0	3	400	91.32	54.73
	<i>Total</i>	<i>2017</i>	<i>784</i>	<i>520</i>	<i>944</i>	<i>384</i>	<i>4</i>	<i>8</i>	<i>1852</i>	<i>91.82</i>	<i>66.33</i>
4	Bathinda - Smt. Paramjit Kaur, LS	885	586	586	126	122	51	18	885	100.00	100.00
5	Faridkot - Sh. Sukhbir Singh Baddal, LS	1021	887	792	81	68	17	73	958	93.83	89.29
6	Ferozepur - Sh. Zora Singh Mann, LS	557	525	467	7	63	20	26	557	100.00	88.95
	Gurdaspur										
7	Sh. Vinod Khanna, LS	949	752	596	71	179	0	7	846	89.15	79.26
8	Sh.Ashwani Kumar, RS	819	595	483	8	305	0	30	796	97.19	81.18
	<i>Total</i>	<i>1768</i>	<i>1347</i>	<i>1079</i>	<i>79</i>	<i>484</i>	<i>0</i>	<i>37</i>	<i>1642</i>	<i>92.87</i>	<i>80.10</i>
	Hoshiarpur										
9	Sh.Avinash Rai Khanna, LS	1264	931	931	267	47	19	119	1264	100.00	100.00
10	Sh. Dharampal Sabharwal, RS	88	65	60	4	24	0	1	88	100.00	92.31
11	Smt. Ambika Soni, RS	421	230	230	57	130	4	5	421	100.00	100.00
12	Sh.Varinder Singh Bajwa, RS	718	538	538	87	71	6	43	702	97.77	100.00
	<i>Total</i>	<i>2491</i>	<i>1764</i>	<i>1759</i>	<i>415</i>	<i>272</i>	<i>29</i>	<i>168</i>	<i>2475</i>	<i>99.36</i>	<i>99.72</i>

Sr. No.	District	Actual Works		Works Uploaded							
		Sanctioned	Completed	Completed	Ongoing	Yet Not Started	Discontinued	Delayed	Total Works Placed on Website (5+6+7+8)	% of Works Placed on Website (10/3)	% of Completed Works on Website (5/4)
1	2	3	4	5	6	7	8	9	10	11	12
	Jalandhar										
13	Sh.RanaGurjit Singh,LS (Jalandhar)	485	229	151	142	114	2	2	409	84.33	65.94
14	Sh. Charanjit Singh Attwal, LS (Phillaur)	846	618	460	130	173	8	10	771	91.13	74.43
15	Sh. Naresh Kumar Gujral, RS (Jalandhar)	71	10	0	0	50	0	0	50	70.42	0.00
	<i>Total</i>	<i>1402</i>	<i>857</i>	<i>611</i>	<i>272</i>	<i>337</i>	<i>10</i>	<i>12</i>	<i>1230</i>	<i>87.73</i>	<i>71.30</i>
16	Ludhiana - Sh. Sharanjit Singh Dhillon, LS	858	484	471	243	9	26	5	749	87.30	97.31
17	Patiala - Smt. Preneet Kaur, LS	376	219	187	0	189	0	0	376	100.00	85.39
18	Sangrur - Sh. Sukhdev Singh Dhindsa, LS	1243	1076	1018	0	165	60	132	1243	100.00	94.61
19	Fatehgarh Sahib - Sh. Sukhdev Singh Libra, LS(Ropar)	1753	924	924	740	44	45	10	1753	100.00	100.00
20	Taran Tarn - Sh. Manohar Singh Gill, RS	366	143	143	222	0	1	1	366	100.00	100.00
	Total	14737	9596	8557	3129	2137	263	490	14086	95.58	89.17

*32 works of Rs 15.20 lacs are shown as discontinues work during 14th Lok Sabha (Sangrur)

Sr. No.	Constituency	Actual Works		Works Uploaded							
		Sanctioned	Completed	Completed	Ongoing	Yet Not Started	Discontinued	Delayed	Total Works Placed on Website (5+6+7+8)	% of Works Placed on Website (10/3)	% of Completed Works on Website (5/4)
1	2	3	4	5	6	7	8	9	10	11	12
1	Amritsar	324	324	324	0	0	0	0	324	100.00	100.00
2	Bathinda	455	455	455	0	0	0	2	455	100.00	100.00
3	Faridkot	981	981	981	0	0	0	0	981	100.00	100.00
4	Firozpur	490	488	488	0	2	0	3	490	100.00	100.00
5	Gurdaspur	331	331	339	0	0	0	0	339	102.42	102.42
6	Hoshiarpur	335	334	334	0	0	1	33	335	100.00	100.00
7	Jalandhar	422	419	418	0	0	0	137	418	99.05	99.76
8	Ludhiana	158	152	152	0	0	0	0	152	96.20	100.00
9	Patiala	155	155	155	0	0	0	1	155	100.00	100.00
10	Phillaur	647	645	630	0	15	2	61	647	100.00	97.67
11	Ropar	201	200	200	0	1	0	15	201	100.00	100.00
12	Sangrur	98	94	94	0	0	4	2	98	100.00	100.00
13	Taran Tarn	147	147	147	0	0	0	0	147	100.00	100.00
	Total	4744	4725	4717	0	18	7	254	4742	99.96	99.83

Sr. No.	Constituency	Actual Works		Works Uploaded							
		Sanctioned	Completed	Completed	Ongoing	Yet Not Started	Discontinued	Delayed	Total Works Placed on Website (5+6+7+8)	% of Works Placed on Website (10/3)	% of Completed Works on Website (5/4)
1	2	3	4	5	6	7	8	9	10	11	12
1	Amritsar	138	138	138	0	0	0	0	138	100.00	100.00
2	Bathinda	139	139	139	0	0	0	0	139	100.00	100.00
3	Faridkot	398	398	398	0	0	0	0	398	100.00	100.00
4	Ferozepur	231	230	230	0	1	0	2	231	100.00	100.00
5	Gurdaspur	184	184	192	0	0	0	0	192	104.35	104.35
6	Hoshiarpur	386	386	386	0	0	0	0	386	100.00	100.00
7	Jalandhar	184	184	184	0	0	0	57	184	100.00	100.00
8	Ludhiana	190	190	190	0	0	0	0	190	100.00	100.00
9	Patiala	319	319	319	0	0	0	1	319	100.00	100.00
10	Phillaur	710	710	708	0	0	1	95	709	99.86	99.72
11	Ropar	327	327	327	0	0	0	0	327	100.00	100.00
12	Sangrur	291	285	285	0	0	6	2	291	100.00	100.00
13	Taran Tarn	521	521	504	0	0	0	0	504	96.74	96.74
	Total	4018	4011	4000	0	1	7	157	4008	99.75	99.73

Sr. No.	Constituency	Actual Works		Works Uploaded							
		Sanctioned	Completed	Completed	Ongoing	Yet Not Started	Discontinued	Delayed	Total Works Placed on Website (5+6+7+8)	% of Works Placed on Website (10/3)	% of Completed Works on Website (5/4)
1	2	3	4	5	6	7	8	9	10	11	12
1	Amritsar	49	49	49	0	0	0	0	49	100.00	100.00
2	Bathinda	240	240	240	0	0	0	0	240	100.00	100.00
3	Faridkot	285	285	284	0	1	0	0	285	100.00	99.65
4	Ferozepur	111	111	111	0	0	0	1	111	100.00	100.00
5	Gurdaspur	216	216	215	0	0	0	0	215	99.54	99.54
6	Hoshiarpur	287	287	287	0	0	0	212	287	100.00	100.00
7	Jalandhar	116	116	116	0	0	0	24	116	100.00	100.00
8	Ludhiana	71	71	71	0	0	0	0	71	100.00	100.00
9	Patiala	147	147	147	0	0	0	0	147	100.00	100.00
10	Phillaur	248	248	247	0	0	0	85	247	99.60	99.60
11	Ropar	234	234	234	0	0	0	0	234	100.00	100.00
12	Sangrur	234	234	230	0	0	4	1	234	100.00	98.29
13	Taran Tarn	192	192	140	1	22	0	0	163	84.90	72.92
	Total	2430	2430	2371	1	23	4	323	2399	98.72	97.57

Sr. No.	Constituency	Actual Works		Works Uploaded							
		Sanctioned	Completed	Completed	Ongoing	Yet Not Started	Discontinued	Delayed	Total Works Placed on Website (5+6+7+8)	% of Works Placed on Website (10/3)	% of Completed Works on Website (5/4)
1	2	3	4	5	6	7	8	9	10	11	12
1	Amritsar	1046	1046	1045	0	0	1	0	1046	100.00	99.90
2	Bathinda	1375	1375	1375	0	0	0	1	1375	100.00	100.00
3	Faridkot	1741	1733	1816	1	8	10	23	1835	105.40	104.79
4	Firozpur	1026	1019	1019	7	0	0	7	1026	100.00	100.00
5	Gurdaspur	1151	1151	1121	0	3	1	0	1125	97.74	97.39
6	Hoshiarpur	2923	2886	2886	6	6	25	336	2923	100.00	100.00
7	Jalandhar	1769	1764	1764	0	3	2	339	1769	100.00	100.00
8	Ludhiana	1269	1250	1250	19	0	0	2	1269	100.00	100.00
9	Patiala	1267	1267	1267	0	0	0	116	1267	100.00	100.00
10	Phillaur	2450	2433	2402	22	6	9	447	2439	99.55	98.73
11	Ropar	2761	2563	2563	89	10	99	41	2761	100.00	100.00
12	Sangrur	2024	1862	1862	0	0	162	15	2024	100.00	100.00
13	Taran Tarn	1164	1164	1164	0	0	0	0	1164	100.00	100.00
	Total	21966	21513	21534	144	36	309	1327	22023	100.26	100.10

*Sangrur 176 works discontinued (Duplicate)

Sr. No.	Constituency	Actual Works		Works Uploaded							
		Sanctioned	Completed	Completed	Ongoing	Yet Not Started	Discontinued	Delayed	Total Works Placed on Website (5+6+7+8)	% of Works Placed on Website (10/3)	% of Completed Works on Website (5/4)
1	2	3	4	5	6	7	8	9	10	11	12
1	Amritsar										
	Sh.Raj Mohinder Singh	308	308	0	0	144	0	0	144	46.75	0.00
2	Jalandhar										
2.1	Sh. Balbir Singh	301	298	301	0	0	0	118	301	100.00	101.01
2.2	Sh. Iqbal Singh	187	187	187	0	0	0	87	187	100.00	100.00
2.3	Sh. Barjinder Singh Hamdard	220	220	218	0	2	0	61	220	100.00	99.09
	<i>Total</i>	<i>708</i>	<i>705</i>	<i>706</i>	<i>0</i>	<i>2</i>	<i>0</i>	<i>266</i>	<i>708</i>	<i>100.00</i>	<i>100.14</i>
3	Ludhiana										
3.1	Sh. Jagir Singh Dard	289	286	286	1	2	0	0	289	100.00	100.00
3.2	Sh. Mohinder Singh Kalyan	153	151	152	1	0	0	0	153	100.00	100.66
3.3	Sh.Lajpat Rai	320	320	320	1	0	0	1	321	100.31	100.00
	<i>Total</i>	<i>762</i>	<i>757</i>	<i>758</i>	<i>3</i>	<i>2</i>	<i>0</i>	<i>1</i>	<i>763</i>	<i>100.13</i>	<i>100.13</i>
4	Patiala										
4.1	Sh. Vinod Sharma	259	258	257	0	0	1	2	258	99.61	99.61
4.2	Sh. Surinder Kumar Singla	404	404	399	0	1	0	7	400	99.01	98.76
4.3	Sh.Gurcharan Singh Tohra	1418	1402	1403	0	15	0	0	1418	100.00	100.07
	<i>Total</i>	<i>2081</i>	<i>2064</i>	<i>2059</i>	<i>0</i>	<i>16</i>	<i>1</i>	<i>9</i>	<i>2076</i>	<i>99.76</i>	<i>99.76</i>

Sr. No.	Constituency	Actual Works		Works Uploaded							
		Sanctioned	Completed	Completed	Ongoing	Yet Not Started	Discontinued	Delayed	Total Works Placed on Website (5+6+7+8)	% of Works Placed on Website (10/3)	% of Completed Works on Website (5/4)
1	2	3	4	5	6	7	8	9	10	11	12
5	Ferozepur										
	Sh. Virendera Kataria	134	134	134	0	0	0	1	134	100.00	100.00
6	Gurdaspur										
6.1	Sh. Bhupinder Singh Mann	206	206	200	0	0	0	0	200	97.09	97.09
6.2	Smt. Sukhbans Kaur Bhinder	497	470	312	164	17	0	9	493	99.20	66.38
<i>Total</i>		<i>703</i>	<i>676</i>	<i>512</i>	<i>164</i>	<i>17</i>	<i>0</i>	<i>9</i>	<i>693</i>	<i>98.58</i>	<i>75.74</i>
7	Mansa										
	Sh. Balwinder Singh Bhunder	983	983	983	0	0	0	6	983	100.00	100.00
8	Fatehgarh Sahib										
	Sh.Sukhdev Singh Libra	1669	1556	1558	46	4	61	10	1669	100.00	100.13
9	Sangrur										
	Sh.Sukhdev Singh Dhindsa	1268	1200	1200	0	0	68	3	1268	100.00	100.00
10	Faridkot										
	Smt. Gurcharan Kaur	254	247	221	2	26	6	5	255	100.39	89.47
11	Mukatsar										
	Sh.Sukhbir Singh Badal	766	751	751	0	14	1	1	766	100.00	100.00
Grand Total		9636	9381	8882	215	225	137	311	9459	98.16	94.68