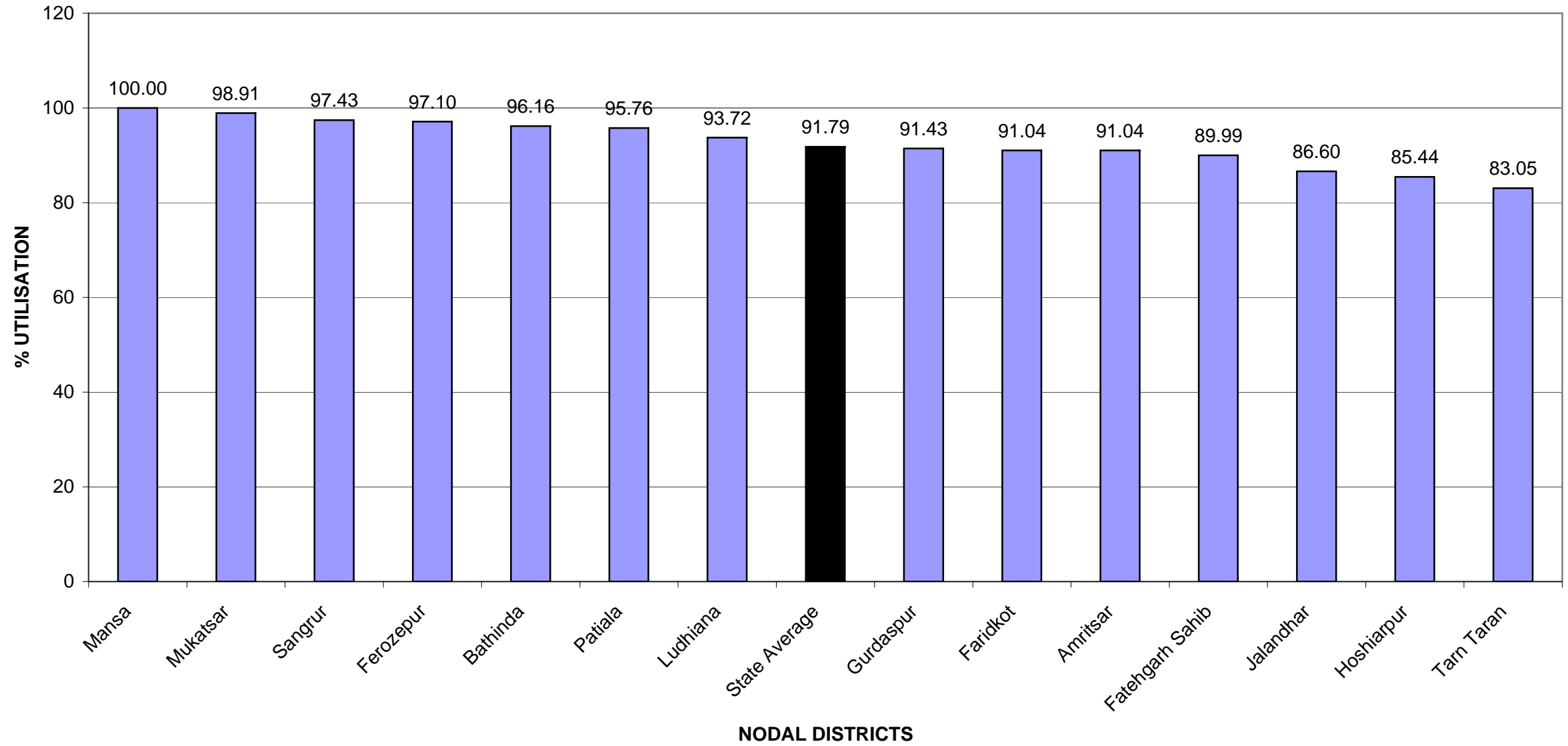
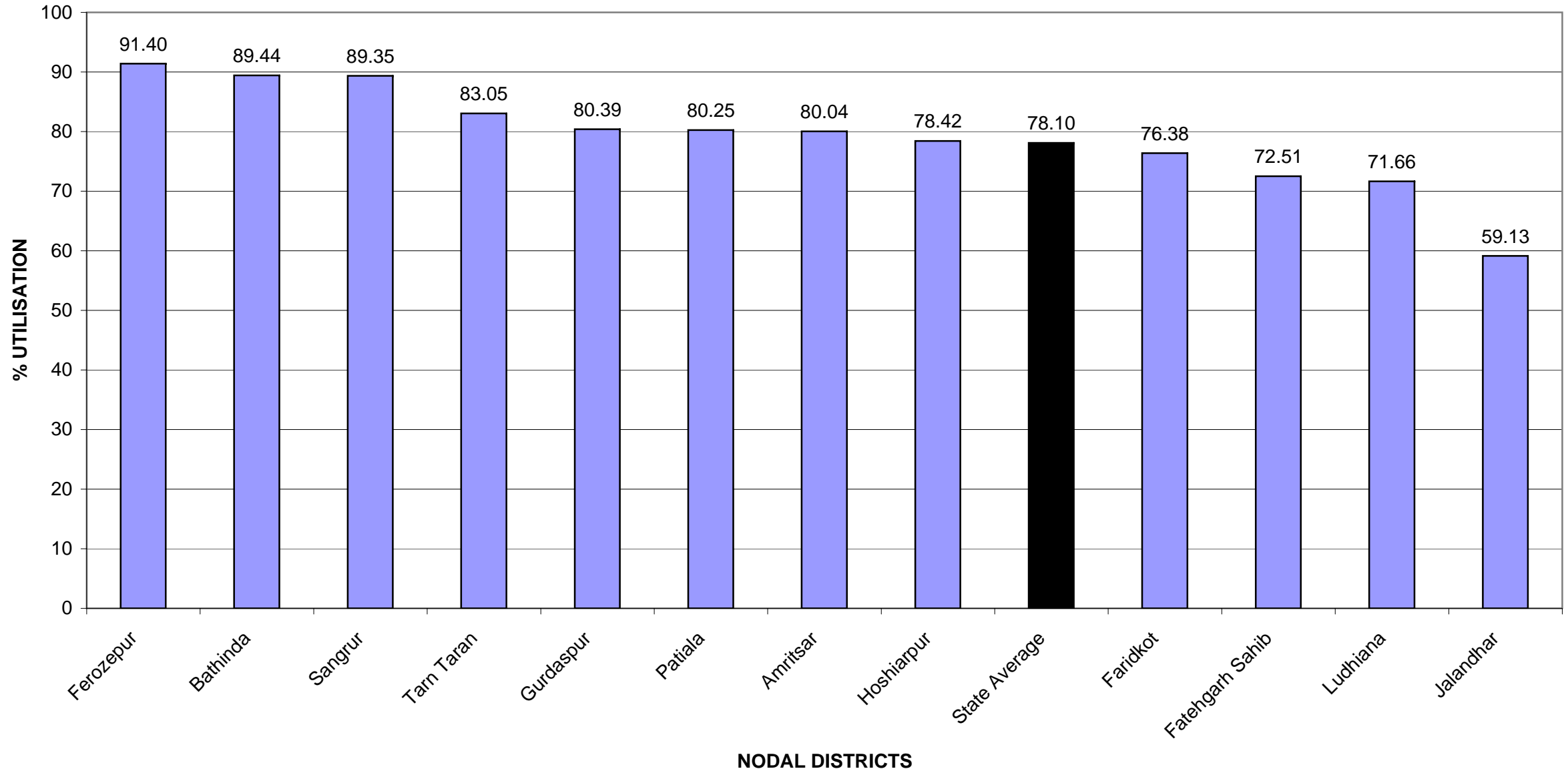


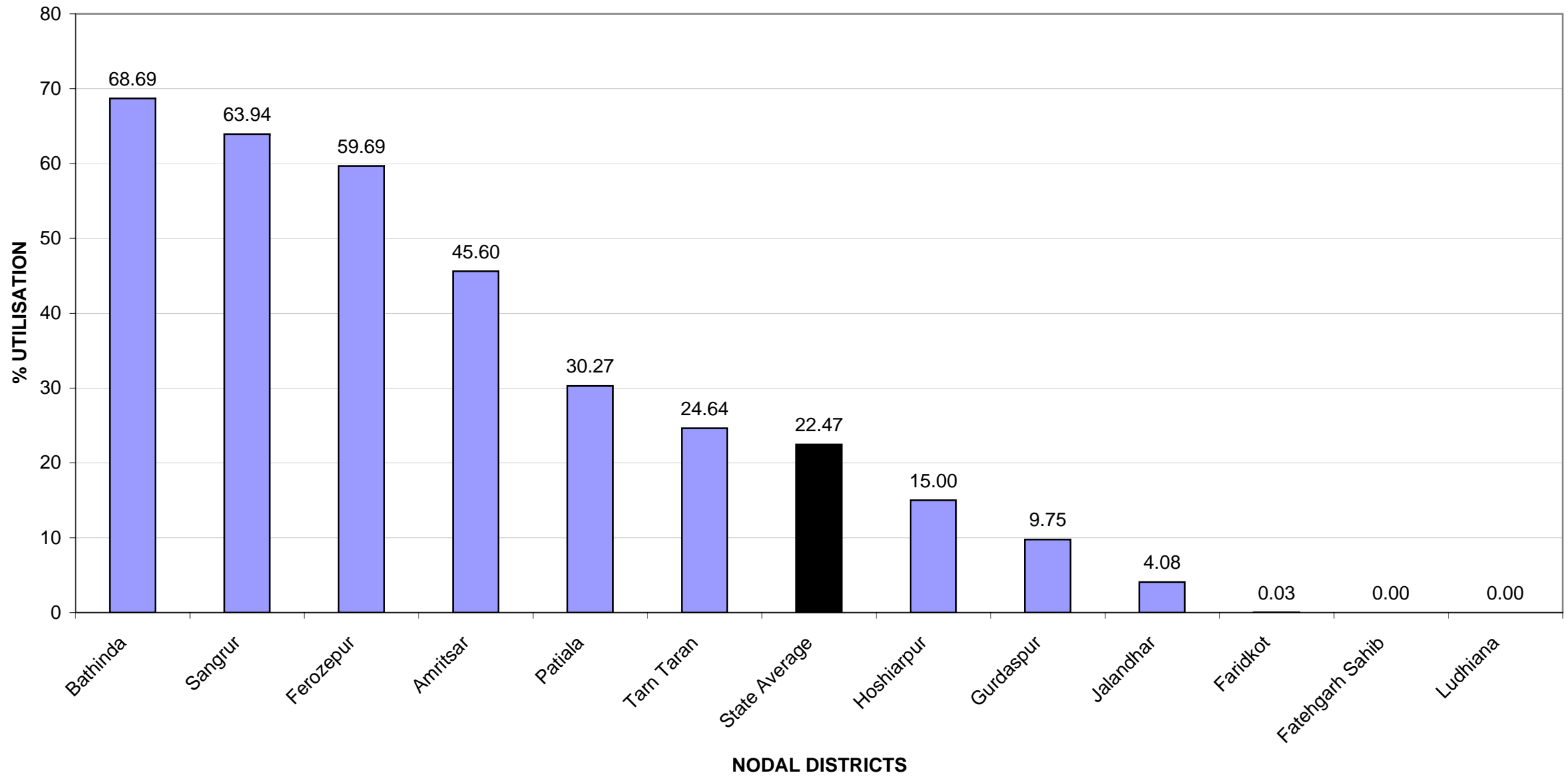
ITEM 2.1 %AGE UTILISATION OF FUNDS UPTO 31-10-2008 SITTING/EX MPs BOTH LS AND RS SINCE INCEPTION(1993-1994)



ITEM 5.1 (A) %AGE UTILISATION OF FUNDS UPTO 31-10-2008 NODAL DISTRICT WISE- FOR SITTING MPs BOTH LS AND RS



ITEM 5.1(B)%AGE UTILISATION OF FUNDS DURING OCTOBER 2008-NODAL DISTRICT WISE-FOR SITTING MPs BOTH LS AND RS



SN	Constituency	Installments not released by Govt. of India			Reasons of non-release			
		2007-08 (IInd)	2008-09 (Ist)	2008-09 (IIInd)	Unsanctioned balance >50 lakh	Unspent Balance >100 lakh	UC pending	Audit certificate pending
1	Amritsar	1	1	1	No	Yes	2006-07	2005-06
2	Bathinda			1	No	No	2007-08	2006-07
3	Faridkot			1	Yes	Yes	2007-08	2006-07
4	Ferozepur			1	No	No	2007-08	2006-07
5	Gurdaspur			1	Yes	Yes	2007-08	2006-07
6	Hoshiarpur			1	No	Yes	2007-08	2006-07
7	Jalandhar	1	1	1	No	Yes	2006-07	2005-06
8	Ludhiana			1	Yes	Yes	2007-08	2006-07
9	Patiala			1	No	Yes	2007-08	2006-07
10	Phillaur	1	1	1	No	Yes	2006-07	2005-06
11	Sangrur			1	No	No	2007-08	2006-07
12	Ropar			1	No	Yes	2007-08	
13	Tarn Taran			1	Yes	Yes	2007-08	2006-07
	Total	3	3	13				

SN.	Name - Rajya Sabha MP	Installments not released by GOI						Reasons of non-release			
		2006-07 (Ist)	2006-07 (IInd)	2007-08 (Ist)	2007-08 (IInd)	2008-09 (Ist)	2008-09 (IInd)	Unsanctioned balance >50 lakh	Unspent Balance >100 lakh	UC pending	Audit certificate pending
1	Sh. Raj Mohinder Singh (Amritsar)						1	Yes	Yes	2007-08	2006-07
2	Sh. Ashwani Kumar (Gurdaspur)	1	1	1	1	1	1	No	No	2005-06 2006-07 2007-08	2004-05 2005-06 2006-07
3	Sh. Varinder Singh Bajwa (Hoshiarpur)						1	No	Yes	2007-08	2006-07
4	Smt.Ambika Soni (Hoshiarpur)						1	Yes	Yes	2007-08	2006-07
5	Sh. Dharam Pal Sabarwal (Hoshiarpur)		1	1	1	1	1	Yes	Yes	2006-07 2007-08	2005-06 2006-07
6	Sh. Naresh Gujral (Jalandhar)						1	Yes	Yes	2007-08	2006-07
7	Sh. M.S. Gill (Tarn Taran)						1	Yes	Yes	2007-08	2006-07
	Total	1	2	2	2	2	7				

SN	Nodal District	Funds available					Actual Expenditure					Unutilised funds (Col 7-Col 12)	% age utilisation of funds Col.(12/7)	Rank
		Sitting Lok Sabha	Sitting Rajya Sabha	Previous Lok Sabha	Retired Rajya Sabha	Total	Sitting Lok Sabha	Sitting Rajya Sabha	Previous Lok Sabha	Retired Rajya Sabha	Total			
1	2	3	4	5	6	7	8	9	10	11	12	13	14	15
1	Amritsar	2006.01	839.98	3026.03	500.46	6372.48	1700.38	577.52	3023.03	500.46	5801.39	571.09	91.04	9
2	Bathinda	925.42	0.00	1618.61	0.00	2544.03	827.70	0.00	1618.61	0.00	2446.31	97.72	96.16	5
3	Faridkot	1184.12	0.00	1364.46	660.31	3208.89	904.46	0.00	1360.57	656.22	2921.25	287.64	91.04	9
4	Ferozepur	915.08	0.00	1624.20	395.00	2934.28	836.37	0.00	1617.92	395.00	2849.29	84.99	97.10	4
5	Gurdaspur	992.51	760.29	1549.09	750.51	4052.40	727.00	682.12	1549.09	747.10	3705.31	347.09	91.43	8
6	Hoshiarpur	940.76	2373.29	1622.78	0.00	4936.83	731.06	1867.94	1618.87	0.00	4217.87	718.96	85.44	12
7	Jalandhar	1534.62	416.59	3167.64	1016.95	6135.80	1050.05	103.75	3144.61	1014.95	5313.36	822.44	86.60	11
8	Ludhiana	933.08	0.00	1644.58	1951.50	4529.16	668.63	0.00	1628.88	1947.36	4244.87	284.29	93.72	7
9	Patiala	906.17	0.00	1625.10	1974.33	4505.60	727.20	0.00	1625.10	1962.08	4314.38	191.22	95.76	6
10	Sangrur	916.23	0.00	1631.62	1254.02	3801.87	818.68	0.00	1631.62	1254.02	3704.32	97.55	97.43	3
11	Fatehgarh Sahib	942.77	0.00	1630.70	1204.01	3777.48	683.59	0.00	1575.56	1140.11	3399.26	378.22	89.99	10
12	Mansa	0.00	0.00	0.00	806.16	806.16	0.00	0.00	0.00	806.16	806.16	0.00	100.00	1
13	Mukatsar	0.00	0.00	0.00	814.38	814.38	0.00	0.00	0.00	805.48	805.48	8.90	98.91	2
14	Tarn Taran	0.00	965.79	0.00	0.00	965.79	0.00	802.08	0.00	0.00	802.08	163.71	83.05	13
	Total	12196.77	5355.94	20504.81	11327.63	49385.15	9675.12	4033.41	20393.86	11228.94	45331.33	4053.82	91.79	

SN.	Nodal District	Works Sanctioned					Works Completed					Pending Works (col.7-12)	%age of works completed Col.(12/7)	Rank
		Sitting Lok Sabha	Sitting Rajya Sabha	Previous Lok Sabha	Retd. Rajya Sabha	Total	Sitting Lok Sabha	Sitting Rajya Sabha	Previous Lok Sabha	Retd. Rajya Sabha	Total			
<i>1</i>	<i>2</i>	<i>3</i>	<i>4</i>	<i>5</i>	<i>6</i>	<i>7</i>	<i>8</i>	<i>9</i>	<i>10</i>	<i>11</i>	<i>12</i>	<i>13</i>	<i>14</i>	<i>15</i>
1	Amritsar	1518	435	3581	308	5842	601	148	3577	308	4634	1208	79.32	13
2	Bathinda	881	0	2209	0	3090	566	0	2209	0	2775	315	89.81	9
3	Faridkot	1031	0	3405	254	4690	811	0	3397	251	4459	231	95.07	5
4	Ferozepur	553	0	1858	134	2545	509	0	1849	134	2492	53	97.92	3
5	Gurdaspur	906	780	1882	703	4271	713	536	1882	676	3807	464	89.14	10
6	Hoshiarpur	1249	1161	3905	0	6315	902	803	3893	0	5598	717	88.65	11
7	Jalandhar	1328	64	6542	708	8642	777	10	6514	705	8006	636	92.64	7
8	Ludhiana	777	0	1682	762	3221	475	0	1666	757	2898	323	89.97	8
9	Patiala	376	0	1888	2081	4345	212	0	1888	2064	4164	181	95.83	4
10	Sangrur	1293	0	2471	1200	4964	999	0	2471	1200	4670	294	94.08	6
11	Fatehgarh Sahib	1706	0	3424	1610	6740	821	0	3324	1557	5702	1038	84.60	12
12	Mansa	0	0	0	983	983	0	0	0	983	983	0	100.00	1
13	Mukatsar	0	0	0	765	765	0	0	0	751	751	14	98.17	2
14	TarnTaran	0	366	0	0	366	0	143	0	0	143	223	39.07	14
Total		11618	2806	32847	9508	56779	7386	1640	32670	9386	51082	5697	89.97	

SN	Nodal District	Total Funds available	Funds sanctioned	Actual Expenditure	Unutilised/ Unspent Balance (col.3 -col.5)	%age utilisation over funds available (col.5 over col.3)
<i>1</i>	<i>2</i>	<i>3</i>	<i>4</i>	<i>5</i>	<i>6</i>	<i>7</i>
<i>1</i>	<i>Amritsar</i>	<i>3026.03</i>	<i>3026.03</i>	<i>3023.03</i>	<i>3.00</i>	<i>99.90</i>
1.1	Amritsar Constituency	1412.01	1412.01	1411.01	1.00	99.93
1.2	Taran Tarn Constituency	1614.02	1614.02	1612.02	2.00	99.88
2	Bathinda	1618.61	1618.61	1618.61	0.00	100.00
3	Faridkot	1364.46	1364.46	1360.57	3.89	99.71
4	Ferozepur	1624.20	1624.20	1617.92	6.28	99.61
5	Gurdaspur	1549.09	1549.09	1549.09	0.00	100.00
6	Hoshiarpur	1622.78	1622.78	1618.87	3.91	99.76
<i>7</i>	<i>Jalandhar</i>	<i>3167.64</i>	<i>3167.64</i>	<i>3144.61</i>	<i>23.03</i>	<i>99.27</i>
7.1	Jalandhar Constituency	1592.38	1592.38	1586.98	5.40	99.66
7.2	Phillaur Constituency	1575.26	1575.26	1557.63	17.63	98.88
8	Ludhiana	1644.58	1644.58	1628.88	15.70	99.05
9	Patiala	1625.10	1625.10	1625.10	0.00	100.00
10	Ropar	1630.70	1630.70	1575.56	55.14	96.62
11	Sangrur	1631.62	1631.62	1631.62	0.00	100.00
	Grand Total	20504.81	20504.81	20393.86	110.95	99.46

SN	Nodal District	Works sanctioned		Works completed		Works under progress		UC's received	
		No.	Cost	No.	Cost	No.	Cost	No.	Cost
<i>1</i>	<i>2</i>	<i>3</i>	<i>4</i>	<i>5</i>	<i>6</i>	<i>7</i>	<i>8</i>	<i>9</i>	<i>10</i>
<i>1</i>	<i>Amritsar</i>	<i>3581</i>	<i>3026.03</i>	<i>3577</i>	<i>3023.03</i>	<i>4</i>	<i>3.00</i>	<i>3577</i>	<i>3023.03</i>
1.1	Amritsar Constituency	1557	1412.01	1556	1411.01	1	1.00	1556	1411.01
1.2	Taran Tarn	2024	1614.02	2021	1612.02	3	2.00	2021	1612.02
2	Bathinda	2209	1618.61	2209	1618.61	0	0.00	2209	1618.61
3	Faridkot	3405	1364.46	3397	1359.37	8	5.09	3397	1359.37
4	Ferozepur	1858	1624.20	1849	1614.44	9	9.76	1826	1610.88
5	Gurdaspur	1882	1549.09	1882	1549.09	0	0.00	1852	1521.40
6	Hoshiarpur	3905	1622.78	3893	1610.85	12	11.93	3893	1610.85
<i>7</i>	<i>Jalandhar</i>	<i>6542</i>	<i>3167.64</i>	<i>6514</i>	<i>3144.61</i>	<i>28</i>	<i>23.03</i>	<i>6514</i>	<i>3144.61</i>
7.1	Jalandhar Constituency	2489	1592.38	2478	1586.98	11	5.40	2478	1586.98
7.2	Phillaur Constituency	4053	1575.26	4036	1557.63	17	17.63	4036	1557.63
8	Ludhiana	1682	1644.58	1666	1628.88	16	15.70	1666	1628.88
9	Patiala	1888	1625.10	1888	1625.10	0	0.00	1888	1625.10
10	Ropar	3424	1630.70	3324	1556.79	100	73.91	3324	1556.79
11	Sangrur	2471	1631.62	2471	1631.62	0	0	2471	1631.62
	Grand Total	32847	20504.81	32670	20362.39	177	142.42	32617	20331.14

SN	Nodal District	Total Funds Recd by the MP	Funds distributed to successor MPs	Funds to be distributed	Total Funds Sanctioned by the MP Col. {3-(4+5)}	Actual Exp.	Unspent Balance Col.(6-7)	%age utilisation over funds available Col. (7/6)
1	2	3	4	5	6	7	8	9
1	Amritsar - Sh.Raj Mohinder Singh	500.46	0.00	0.00	500.46	500.46	0.00	100.00
2	Jalandhar							
2.1	Sh. Balbir Singh	438.80	55.04	0.00	383.76	381.76	2.00	99.48
2.2	Sh. Iqbal Singh	340.94	59.79	0.00	281.15	281.15	0.00	100.00
2.3	Sh. Barjinder Singh Hamdard	354.38	2.34	0.00	352.04	352.04	0.00	100.00
Total		1134.12	117.17	0.00	1016.95	1014.95	2.00	99.80
3	Ludhiana							
3.1	Sh. Jagir Singh Dard	426.18	23.18	0.25	402.75	399.61	3.14	99.22
3.2	Sh. Mohinder Singh Kalyan	489.97	36.97	0.00	453.00	452.00	1.00	99.78
3.3	Sh.Lajpat Rai	1218.34	122.59	0.00	1095.75	1095.75	0.00	100.00
Total		2134.49	182.74	0.25	1951.50	1947.36	4.14	99.79
4	Patiala							
4.1	Sh. Vinod Sharma	414.26	16.34	0.00	397.92	395.92	2.00	99.50
4.2	Sh. Surinder Kumar Singla	389.46	38.59	0.00	350.87	350.87	0.00	100.00
4.3	Sh. Gurchran Singh Tohra	1250.60	23.13	1.93	1225.54	1215.29	10.25	99.16
Total		2054.32	78.06	1.93	1974.33	1962.08	12.25	99.38

SN	Nodal District	Total Funds Recd by the MP	Funds distributed to successor MPs	Funds to be distributed	Total Funds Sanctioned by the MP Col. {3-(4+5)}	Actual Exp.	Unspent Balance Col.(6-7)	%age utilisation over funds available Col. (7/6)
1	2	3	4	5	6	7	8	9
5	Ferozepur - Sh. Virendera Kataria	395.00	0.00	0.00	395.00	395.00	0.00	100.00
6	Gurdaspur							
6.1	Sh. Bhupinder Singh Mann	212.81	9.70	0.00	203.11	203.11	0.00	100.00
6.2	Smt. Sukhbans Kaur Bhinder	557.66	10.26	0.00	547.40	543.99	3.41	99.38
	Total	770.47	19.96	0.00	750.51	747.10	3.41	99.55
7	Mansa - Sh. Balwinder Singh Bhunder	847.15	40.99	0.00	806.16	806.16	0.00	100.00
8	Fatehgarh Sahib - Sh.Sukhdev Singh Libra	1257.13	53.12	0.00	1204.01	1140.11	63.90	94.69
9	Sangrur - Sh.Sukhdev Singh Dhindsa	1264.31	10.29	0.00	1254.02	1254.02	0.00	100.00
10	Faridkot - Smt.Gurcharan Kaur	679.80	19.47	0.02	660.31	656.22	4.09	99.38
11	Mukatsar - Sh.Sukhbir Singh Badal	853.34	19.02	19.94	814.38	805.48	8.90	98.91
Grand Total		11890.59	540.82	22.14	11327.63	11228.94	98.69	99.13

SN	Nodal District	Works sanctioned		Works completed		Works under progress		UC's received	
		No.	Cost	No.	Cost	No.	Cost	No.	Cost
<i>1</i>	<i>2</i>	<i>3</i>	<i>4</i>	<i>5</i>	<i>6</i>	<i>7</i>	<i>8</i>	<i>9</i>	<i>10</i>
1	Amritsar- Sh.Raj Mohinder Singh	308	500.46	308	500.46	0	0.00	308	500.46
2	Jalandhar								
2.1	Sh. Balbir Singh	301	383.76	298	381.76	3	2.00	298	381.76
2.2	Sh. Iqbal Singh	187	281.15	187	281.15	0	0.00	187	281.15
2.3	Sh. Barjinder Singh Hamdard	220	352.04	220	352.04	0	0.00	220	352.04
	Total	708	1016.95	705	1014.95	3	2.00	705	1014.95
3	Ludhiana								
3.1	Sh. Jagir Singh Dard	289	402.75	286	399.61	3	3.14	286	399.61
3.2	Sh. Mohinder Singh Kalyan	153	453.00	151	447.00	2	6.00	151	447.00
3.3	Sh.Lajpat Rai	320	1095.75	320	1095.75	0	0.00	320	1095.75
	Total	762	1951.50	757	1942.36	5	9.14	757	1942.36
4	Patiala								
4.1	Sh. Vinod Sharma	259	397.92	258	395.92	1	2.00	258	395.92
4.2	Sh. Surinder Kumar Singla	404	350.87	404	350.87	0	0.00	404	350.87
4.3	Sh. Gurchran Singh Tohra	1418	1225.54	1402	1215.29	16	10.25	1402	1215.29
	Total	2081	1974.33	2064	1962.08	17	12.25	2064	1962.08

SN	Nodal District	Works sanctioned		Works completed		Works under progress		UC's received	
		No.	Cost	No.	Cost	No.	Cost	No.	Cost
1	2	3	4	5	6	7	8	9	10
5	Ferozepur - Sh. Virendera Kataria	134	395.00	134	395.00	0	0.00	134	395.00
6	Gurdaspur								
6.1	Sh. Bhupinder Singh Mann	206	203.11	206	203.11	0	0.00	206	203.11
6.2	Smt. Sukhbans Kaur Bhinder	497	547.40	470	489.84	27	57.56	392	432.72
	Total	703	750.51	676	692.95	27	57.56	598	635.83
7	Mansa - Sh. Balwinder Singh Bhunder	983	806.16	983	806.16	0	0.00	960	790.46
8	Fatehgarh Sahib* - Sh.Sukhdev Singh Libra	1610	1204.01	1557	1135.11	53	68.90	1557	1135.11
9	Sangrur** - Sh.Sukhdev Singh Dhindsa	1200	1254.02	1200	1254.02	0	0.00	1200	1254.02
10	Faridkot - Smt.Gurcharan Kaur	254	660.31	251	656.22	3	4.09	246	648.55
11	Mukatsar*** - Sh.Sukhbir Singh Badal	765	814.38	751	805.48	14	8.90	751	805.48
	Grand Total	9508	11327.63	9386	11164.79	122	162.84	9280	11084.30

* 59 works discontinued.excluded

** 68 woks discontinued of Rs.73.03 lac are excluded.

*** Excluded one discontinued work.

SN	Nodal District	Total Fund available	Sanction				Actual Expenditure				Unsanctioned/Unspent			Performance During Oct., 2008	
			Upto previous month 30/9/08	During current month 31/10/08 Col (6-4)	Upto current month 31/10/08	% age of funds sanctioned Col (6/3)	Upto previous month 30/9/08	During current month 31/10/08 Col(10-8)	Upto current month (31/10/08)	%age utilisation Col(10/3)	Unsanctioned Balance - Col (3-6)	Total Unspent Balance Col (3-10)	Unspent with the Executing Agencies as on 31/10/08 - Col (13-12) = (6-10)	Unspent with the Executing Agencies as on 30/9/08 - Col (14+9-5) = (4-8)	%age of Funds spent during Oct., 08 - Col (9/15)
1	2	3	4	5	6	7	8	9	10	11	12	13	14	15	16
	Amritsar														
1	Sh.Navjot Singh Sidhu, LS (Amritsar)	1041.14	1030.84	6.00	1036.84	99.59	811.38	129.00	940.38	90.32	4.30	<u>100.76</u>	96.46	219.46	58.78
2	Dr.Rattan Singh Ajnala,LS (Tarn Taran)	964.87	837.12	77.50	914.62	94.79	693.82	66.18	760.00	78.77	50.25	<u>204.87</u>	154.62	143.30	46.18
3	Sh.Rajmohinder Singh, RS	839.98	642.77	62.76	705.53	83.99	577.52	0.00	577.52	68.75	<u>134.45</u>	<u>262.46</u>	128.01	65.25	0.00
	<i>Total</i>	<i>2845.99</i>	<i>2510.73</i>	<i>146.26</i>	<i>2656.99</i>	<i>93.36</i>	<i>2082.72</i>	<i>195.18</i>	<i>2277.90</i>	<i>80.04</i>	<i>189.00</i>	<i>568.09</i>	<i>379.09</i>	<i>428.01</i>	<i>45.60</i>
4	Bathinda -Smt. Paramjit Kaur, LS	925.42	847.87	62.39	910.26	98.36	783.44	44.26	827.70	89.44	15.16	97.72	82.56	64.43	68.69
5	Faridkot -Sh. Sukhbir Singh Badal, LS	1184.12	980.73	102.31	1083.04	91.46	904.44	0.02	904.46	76.38	<u>101.08</u>	<u>279.66</u>	178.58	76.29	0.03
6	Ferozepur -Sh. Zora Singh Mann, LS	915.08	881.15	4.00	885.15	96.73	770.06	66.31	836.37	91.40	29.93	78.71	48.78	111.09	59.69
	Gurdaspur														
7	Sh. Vinod Khanna, LS	992.51	807.34	42.75	850.09	85.65	720.35	6.65	727.00	73.25	<u>142.42</u>	<u>265.51</u>	123.09	86.99	7.64
8	Sh.Ashwani Kumar, RS	760.29	759.71	0.00	759.71	99.92	671.70	10.42	682.12	89.72	0.58	78.17	77.59	88.01	11.84
	<i>Total</i>	<i>1752.80</i>	<i>1567.05</i>	<i>42.75</i>	<i>1609.80</i>	<i>91.84</i>	<i>1392.05</i>	<i>17.07</i>	<i>1409.12</i>	<i>80.39</i>	<i>143.00</i>	<i>343.68</i>	<i>200.68</i>	<i>175.00</i>	<i>9.75</i>

SN	Nodal District	Total Fund available	Sanction				Actual Expenditure				Unsanctioned/Unspent			Performance During Oct., 2008	
			Upto previous month 30/9/08	During current month 31/10/08 Col (6-4)	Upto current month 31/10/08	% age of funds sanctioned Col (6/3)	Upto previous month 30/9/08	During current month 31/10/08 Col(10-8)	Upto current month (31/10/08)	%age utilisation Col(10/3)	Unsanctioned Balance - Col (3-6)	Total Unspent Balance Col (3-10)	Unspent with the Executing Agencies as on 31/10/08 - Col (13-12) = (6-10)	Unspent with the Executing Agencies as on 30/9/08 - Col (14+9-5) = (4-8)	%age of Funds spent during Oct., 08 - Col (9/15)
1	2	3	4	5	6	7	8	9	10	11	12	13	14	15	16
	Hoshiarpur														
9	Sh.Avinash Rai Khanna, LS	940.76	884.16	7.40	891.56	94.77	715.49	15.57	731.06	77.71	49.20	<u>209.70</u>	160.50	168.67	9.23
10	Sh. Dharampal Sabharwal, RS	564.98	444.88	10.75	455.63	80.65	410.88	1.00	411.88	72.90	<u>109.35</u>	<u>153.10</u>	43.75	34.00	2.94
11	Smt. Ambika Soni, RS	855.00	707.93	38.19	746.12	87.27	599.45	6.60	606.05	70.88	<u>108.88</u>	<u>248.95</u>	140.07	108.48	6.08
12	Sh.Varinder Singh Bajwa, RS	953.31	919.98	28.63	948.61	99.51	810.01	40.00	850.01	89.16	4.70	<u>103.30</u>	98.60	109.97	36.37
	<i>Total</i>	<i>3314.05</i>	<i>2956.95</i>	<i>84.97</i>	<i>3041.92</i>	<i>91.79</i>	<i>2535.83</i>	<i>63.17</i>	<i>2599.00</i>	<i>78.42</i>	<i>272.13</i>	<i>715.05</i>	<i>442.92</i>	<i>421.12</i>	<i>15.00</i>
	Jalandhar														
13	Sh.RanaGurjit Singh,LS (Jalandhar)	753.31	743.49	0.00	743.49	98.70	489.23	3.75	492.98	65.44	9.82	<u>260.33</u>	250.51	254.26	1.47
14	Sh. Charanjit Singh Attwal, LS (Phillaur)	781.31	770.89	0.00	770.89	98.67	549.01	8.06	557.07	71.30	10.42	<u>224.24</u>	213.82	221.88	3.63
15	Sh. Naresh Gujral, RS (Jalandhar)	416.59	193.19	25.59	218.78	52.52	92.00	11.75	103.75	24.90	<u>197.81</u>	<u>312.84</u>	115.03	101.19	11.61
	<i>Total</i>	<i>1951.21</i>	<i>1707.57</i>	<i>25.59</i>	<i>1733.16</i>	<i>249.88</i>	<i>1130.24</i>	<i>23.56</i>	<i>1153.80</i>	<i>59.13</i>	<i>218.05</i>	<i>797.41</i>	<i>579.36</i>	<i>577.33</i>	<i>4.08</i>

SN	Nodal District	Total Fund available	Sanction				Actual Expenditure				Unsanctioned/Unspent			Performance During Oct., 2008	
			Upto previous month 30/9/08	During current month 31/10/08 Col (6-4)	Upto current month 31/10/08	% age of funds sanctioned Col (6/3)	Upto previous month 30/9/08	During current month 31/10/08 Col(10-8)	Upto current month (31/10/08)	%age utilisation Col(10/3)	Unsanctioned Balance - Col (3-6)	Total Unspent Balance Col (3-10)	Unspent with the Executing Agencies as on 31/10/08 - Col (13-12) =(6-10)	Unspent with the Executing Agencies as on 30/9/08 - Col (14+9-5) =(4-8)	%age of Funds spent during Oct., 08 - Col (9/15)
1	2	3	4	5	6	7	8	9	10	11	12	13	14	15	16
16	Ludhiana-Sh. Sharanjit Singh Dhillon, LS	933.08	824.00	6.08	830.08	88.96	668.63	0.00	668.63	71.66	<u>103.00</u>	<u>264.45</u>	161.45	155.37	0.00
17	Patiala-Smt. Preneet Kaur, LS	906.17	868.52	34.55	903.07	99.66	665.84	61.36	727.20	80.25	3.10	<u>178.97</u>	175.87	202.68	30.27
18	Sangrur-Sh. Sukhdev Singh Dhindsa, LS	916.23	884.02	16.41	900.43	98.28	702.84	115.84	818.68	89.35	15.80	97.55	81.75	181.18	63.94
19	Fatehgarh Sahib-Sh. Sukhdev Singh Libra, LS(Ropar)	942.77	913.19	0.00	913.19	96.86	683.59	0.00	683.59	72.51	29.58	<u>259.18</u>	229.60	229.60	0.00
20	Taran Tarn-Sh.Manohar Singh Gill, RS	965.79	883.45	15.00	898.45	93.03	775.48	26.60	802.08	83.05	<u>67.34</u>	<u>163.71</u>	96.37	107.97	24.64
Grand Total		17552.71	15825.23	540.31	16365.54	93.24	13095.16	613.37	13708.53	78.10	1187.17	3844.18	2657.01	2730.07	22.47

SN	Nodal District	Works sanctioned		Works completed		Works under progress		UC's received	
		No.	Cost	No.	Cost	No.	Cost	No.	Cost
1	2	3	4	5	6	7	8	9	10
1	Amritsar								
1.1	Sh.Navjot Singh Sidhu, LS (Amritsar)	728	1036.84	407	635.54	321	401.30	407	635.54
1.2	Dr.Rattan Singh Ajnala,LS	790	914.62	194	247.04	596	667.58	194	247.04
1.3	Sh.Rajmohinder Singh, RS	435	705.53	148	247.64	287	457.89	148	247.64
Total		1953	2656.99	749	1130.22	1204	1526.77	749	1130.22
2	Bathinda* - Smt. Paramjit Kaur, LS	881	910.26	566	611.40	315	298.86	566	611.40
3	Faridkot -Sh. Sukhbir Singh Baddal, LS	1031	1083.04	811	648.54	220	434.50	811	648.54
4	Ferozepur -Sh. Zora Singh Mann, LS	553	885.15	509	788.46	44	96.69	425	618.42
5	Gurdaspur								
5.1	Sh. Vinod Khanna, LS	906	850.09	713	638.50	193	211.59	661	570.38
5.2	Sh. Ashwani Kumar,RS	780	759.71	536	532.93	244	226.78	533	528.78
Total		1686	1609.8	1249	1171.43	437	438.37	1194	1099.16
6	Hoshiarpur								
6.1	Sh.Avinash Rai Khanna, LS	1249	891.56	902	532.36	347	359.20	902	532.36
6.2	Sh. Dharampal Sabharwal, RS	88	455.63	65	390.58	23	65.05	65	390.58
6.3	Smt. Ambika Soni, RS	392	746.12	203	450.21	189	295.91	203	450.21
6.4	Sh.Varinder Singh Bajwa, RS	681	948.61	535	539.48	146	409.13	535	539.48
Total		2410	3041.92	1705	1912.63	705	1129.29	1705	1912.63

SN	Nodal District	Works sanctioned		Works completed		Works under progress		UC's received	
		No.	Cost	No.	Cost	No.	Cost	No.	Cost
1	2	3	4	5	6	7	8	9	10
7	Jalandhar								
7.1	Sh.RanaGurjit Singh,LS (Jalandhar)	483	743.49	225	331.58	258	411.91	225	331.58
7.2	Sh. Charanjit Singh Attwal, LS (Phillaur)	845	770.89	552	466.50	293	304.39	552	466.50
7.3	Sh. Naresh Gujral, RS (Jalandhar)	64	218.78	10	72.00	54	146.78	10	72.00
Total		1392	1733.16	787	870.08	605	863.08	787	870.08
8	Ludhiana -Sh. Sharanjit Singh Dhillon, RS	777	830.08	475	486.73	302	343.35	475	486.73
9	Patiala -Smt. Preneet Kaur, LS	376	903.07	212	495.31	164	407.76	212	495.31
10	Sangrur ** -Sh. Sukhdev Singh Dhindsa, LS	1293	900.43	999	689.64	294	210.79	999	689.64
11	Fatehgarh Sahib -Sh. Sukhdev Singh Libra, LS(Ropar)	1706	913.19	821	451.96	885	461.23	821	451.96
12	Tarn Taran -Sh.Manohar Singh Gill, RS	366	898.45	143	411.58	223	486.87	143	411.58
Grand Total		14424	16365.54	9026	9667.98	5398	6697.56	8887	9425.67

* 50 works discontinued excluded.

**34 works discontinued excluded of Rs.16.05 lac.

SN	Nodal District	Actual Works		Works Uploaded Out of col. 3	Works uploaded Excess/Less (5-3)	%age of Works Uploaded (col. 5/3)	Complete works placed on website out of col. 4	%age of complete works placed on website(col.7/4)
		Sanctioned	Completed					
1	2	3	4	5	6	7	8	9
1	Amritsar	5843	4638	5532	-311	94.68	4031	86.91
2	Faridkot	4690	4455	4690	0	100.00	4368	98.05
3	Sangrur	5138	4674	5138	0	100.00	4513	96.56
4	Muktsar	766	751	766	0	100.00	751	100.00
5	Taran Tarn	366	143	366	0	100.00	143	100.00
6	Bathinda	3090	2775	3051	-39	98.74	2775	100.00
7	Fatehgarh Sahib(Ropar)	6898	5703	6898	0	100.00	5701	99.96
8	Jalandhar	8646	8014	8471	-175	97.98	7737	96.54
9	Hoshiarpur	6346	5598	6346	0	100.00	5593	99.91
10	Mansa	983	983	983	0	100.00	983	100.00
11	Gurdaspur	4271	3807	4175	-96	97.75	3458	90.83
12	Firozpur	2545	2491	2545	0	100.00	2444	98.11
13	Ludhiana	3227	2896	3194	-33	98.98	2892	99.86
14	Patiala	4345	4164	4306	-39	99.10	4134	99.28
Total		57154	51092	56461	-693	98.79	49523	96.93

Sr. No.	District	Actual Works		Works Uploaded							
		Sanctioned	Completed	Completed	Ongoing	Yet Not Started	Discontinued	Delayed	Total Works Placed on Website (5+6+7+8)	% of Works Placed on Website (10/3)	% of Completed Works on Website (5/4)
1	2	3	4	5	6	7	8	9	10	11	12
	Amritsar										
1	Sh.Navjot Singh Sidhu, LS (Amritsar)	728	407	255	322	135	3	1	715	98.21	62.65
2	Dr.Rattan Singh Ajnala,LS (Taran Tarn)	790	194	184	368	184	1	4	737	93.29	94.85
3	Sh.Rajmohinder Singh, RS	435	148	81	254	65	0	3	400	91.95	54.73
	<i>Total</i>	<i>1953</i>	<i>749</i>	<i>520</i>	<i>944</i>	<i>384</i>	<i>4</i>	<i>8</i>	<i>1852</i>	<i>94.83</i>	<i>69.43</i>
4	Bathinda - Smt. Paramjit Kaur, LS	881	566	566	134	89	51	18	840	95.35	100.00
5	Faridkot - Sh. Sukhbir Singh Baddal, LS	1031	811	674	128	129	15	73	946	91.76	83.11
6	Ferozepur - Sh. Zora Singh Mann, LS	553	509	462	6	67	18	26	553	100.00	90.77
	Gurdaspur										
7	Sh. Vinod Khanna, LS	906	713	596	71	179	0	7	846	93.38	83.59
8	Sh.Ashwani Kumar, RS	780	536	483	8	278	0	30	769	98.59	90.11
	<i>Total</i>	<i>1686</i>	<i>1249</i>	<i>1079</i>	<i>79</i>	<i>457</i>	<i>0</i>	<i>37</i>	<i>1615</i>	<i>95.79</i>	<i>86.39</i>
	Hoshiarpur										
9	Sh.Avinash Rai Khanna, LS	1249	902	902	271	69	7	105	1249	100.00	100.00
10	Sh. Dharampal Sabharwal, RS	88	65	59	4	25	0	1	88	100.00	90.77
11	Smt. Ambika Soni, RS	394	203	203	55	134	2	5	394	100.00	100.00
12	Sh.Varinder Singh Bajwa, RS	684	535	535	87	59	3	43	684	100.00	100.00
	<i>Total</i>	<i>2415</i>	<i>1705</i>	<i>1699</i>	<i>417</i>	<i>287</i>	<i>12</i>	<i>154</i>	<i>2415</i>	<i>100.00</i>	<i>99.65</i>

Sr. No.	District	Actual Works		Works Uploaded							
		Sanctioned	Completed	Completed	Ongoing	Yet Not Started	Discontinued	Delayed	Total Works Placed on Website (5+6+7+8)	% of Works Placed on Website (10/3)	% of Completed Works on Website (5/4)
1	2	3	4	5	6	7	8	9	10	11	12
	Jalandhar										
13	Sh.RanaGurjit Singh,LS (Jalandhar)	483	225	149	144	114	2	2	409	84.68	66.22
14	Sh. Charanjit Singh Attwal, LS (Phillaur)	845	552	413	161	192	8	10	774	91.60	74.82
15	Sh. Naresh Kumar Gujral, RS (Jalandhar)	64	10	0	0	50	0	0	50	78.13	0.00
	<i>Total</i>	<i>1392</i>	<i>787</i>	<i>562</i>	<i>305</i>	<i>356</i>	<i>10</i>	<i>12</i>	<i>1233</i>	<i>88.58</i>	<i>71.41</i>
16	Ludhiana - Sh. Sharanjit Singh Dhillon, LS	777	475	471	243	9	26	5	749	96.40	99.16
17	Patiala - Smt. Preneet Kaur, LS	376	212	187	0	155	0	0	342	90.96	88.21
18	Sangrur - Sh. Sukhdev Singh Dhindsa, LS	1223	999	842	0	350	31	132	1223	100.00	84.28
19	Fatehgarh Sahib - Sh. Sukhdev Singh Libra, LS(Ropar)	1706	821	821	666	175	44	4	1706	100.00	100.00
20	Taran Tarn - Sh. Manohar Singh Gill, RS	366	143	143	223	0	0	1	366	100.00	100.00
	Total	14359	9026	8026	3145	2458	211	470	13840	96.39	88.92

*32 works of Rs 15.20 lacs are shown as discontinues work during 14th Lok Sabha (Sangrur)

Sr. No.	Constituency	Actual Works		Works Uploaded							
		Sanctioned	Completed	Completed	Ongoing	Yet Not Started	Discontinued	Delayed	Total Works Placed on Website (5+6+7+8)	% of Works Placed on Website (10/3)	% of Completed Works on Website (5/4)
1	2	3	4	5	6	7	8	9	10	11	12
1	Amritsar	324	324	324	0	0	0	0	324	100.00	100.00
2	Bathinda	455	455	455	0	0	0	2	455	100.00	100.00
3	Faridkot	981	981	981	0	0	0	0	981	100.00	100.00
4	Firozpur	490	488	488	0	2	0	3	490	100.00	100.00
5	Gurdaspur	331	331	339	0	0	0	0	339	102.42	102.42
6	Hoshiarpur	335	334	334	0	0	1	33	335	100.00	100.00
7	Jalandhar	422	419	418	0	0	0	137	418	99.05	99.76
8	Ludhiana	158	152	152	0	0	0	0	152	96.20	100.00
9	Patiala	155	155	155	0	0	0	1	155	100.00	100.00
10	Phillaur	647	645	630	0	15	2	61	647	100.00	97.67
11	Ropar	201	200	200	0	1	0	15	201	100.00	100.00
12	Sangrur	98	94	94	0	0	4	2	98	100.00	100.00
13	Taran Tarn	147	147	147	0	0	0	0	147	100.00	100.00
	Total	4744	4725	4717	0	18	7	254	4742	99.96	99.83

Sr. No.	Constituency	Actual Works		Works Uploaded							
		Sanctioned	Completed	Completed	Ongoing	Yet Not Started	Discontinued	Delayed	Total Works Placed on Website (5+6+7+8)	% of Works Placed on Website (10/3)	% of Completed Works on Website (5/4)
1	2	3	4	5	6	7	8	9	10	11	12
1	Amritsar	138	138	138	0	0	0	0	138	100.00	100.00
2	Bathinda	139	139	139	0	0	0	0	139	100.00	100.00
3	Faridkot	398	398	398	0	0	0	0	398	100.00	100.00
4	Ferozepur	231	230	230	0	1	0	2	231	100.00	100.00
5	Gurdaspur	184	184	192	0	0	0	0	192	104.35	104.35
6	Hoshiarpur	386	386	386	0	0	0	0	386	100.00	100.00
7	Jalandhar	184	184	184	0	0	0	57	184	100.00	100.00
8	Ludhiana	190	190	190	0	0	0	0	190	100.00	100.00
9	Patiala	319	319	319	0	0	0	1	319	100.00	100.00
10	Phillaur	710	710	708	0	0	1	95	709	99.86	99.72
11	Ropar	327	327	327	0	0	0	0	327	100.00	100.00
12	Sangrur	291	285	285	0	0	6	2	291	100.00	100.00
13	Taran Tarn	521	521	504	0	0	0	0	504	96.74	96.74
	Total	4018	4011	4000	0	1	7	157	4008	99.75	99.73

Sr. No.	Constituency	Actual Works		Works Uploaded							
		Sanctioned	Completed	Completed	Ongoing	Yet Not Started	Discontinued	Delayed	Total Works Placed on Website (5+6+7+8)	% of Works Placed on Website (10/3)	% of Completed Works on Website (5/4)
1	2	3	4	5	6	7	8	9	10	11	12
1	Amritsar	49	49	49	0	0	0	0	49	100.00	100.00
2	Bathinda	240	240	240	0	0	0	0	240	100.00	100.00
3	Faridkot	285	285	284	0	1	0	0	285	100.00	99.65
4	Ferozepur	111	111	111	0	0	0	1	111	100.00	100.00
5	Gurdaspur	216	216	215	0	0	0	0	215	99.54	99.54
6	Hoshiarpur	287	287	287	0	0	0	212	287	100.00	100.00
7	Jalandhar	116	116	116	0	0	0	24	116	100.00	100.00
8	Ludhiana	71	71	71	0	0	0	0	71	100.00	100.00
9	Patiala	147	147	147	0	0	0	0	147	100.00	100.00
10	Phillaur	248	248	247	0	0	0	85	247	99.60	99.60
11	Ropar	234	234	234	0	0	0	0	234	100.00	100.00
12	Sangrur	234	234	230	0	0	4	1	234	100.00	98.29
13	Taran Tarn	192	192	140	1	22	0	0	163	84.90	72.92
	Total	2430	2430	2371	1	23	4	323	2399	98.72	97.57

Sr. No.	Constituency	Actual Works		Works Uploaded							
		Sanctioned	Completed	Completed	Ongoing	Yet Not Started	Discontinued	Delayed	Total Works Placed on Website (5+6+7+8)	% of Works Placed on Website (10/3)	% of Completed Works on Website (5/4)
1	2	3	4	5	6	7	8	9	10	11	12
1	Amritsar	1047	1046	1045	0	1	1	0	1047	100.00	99.90
2	Bathinda	1375	1375	1375	0	0	0	1	1375	100.00	100.00
3	Faridkot	1741	1733	1810	3	8	10	23	1831	105.17	104.44
4	Firozpur	1026	1019	1019	7	0	0	7	1026	100.00	100.00
5	Gurdaspur	1151	1151	1121	0	3	1	0	1125	97.74	97.39
6	Hoshiarpur	2923	2886	2886	6	6	25	336	2923	100.00	100.00
7	Jalandhar	1769	1764	1764	0	3	2	339	1769	100.00	100.00
8	Ludhiana	1269	1250	1250	19	0	0	2	1269	100.00	100.00
9	Patiala	1267	1267	1267	0	0	0	116	1267	100.00	100.00
10	Phillaur	2450	2433	2402	22	6	9	447	2439	99.55	98.73
11	Ropar	2761	2563	2563	89	10	99	41	2761	100.00	100.00
12	Sangrur	2024	1862	1862	0	0	162	15	2024	100.00	100.00
13	Taran Tarn	1164	1164	1164	0	0	0	0	1164	100.00	100.00
	Total	21967	21513	21528	146	37	309	1327	22020	100.24	100.07

*Sangrur 176 works discontinued (Duplicate)

Sr. No.	Constituency	Actual Works		Works Uploaded							
		Sanctioned	Completed	Completed	Ongoing	Yet Not Started	Discontinued	Delayed	Total Works Placed on Website (5+6+7+8)	% of Works Placed on Website (10/3)	% of Completed Works on Website (5/4)
1	2	3	4	5	6	7	8	9	10	11	12
1	Amritsar										
	Sh.Raj Mohinder Singh	308	308	0	0	144	0	0	144	46.75	0.00
2	Jalandhar										
2.1	Sh. Balbir Singh	301	301	301	0	0	0	118	301	100.00	100.00
2.2	Sh. Iqbal Singh	187	187	187	0	0	0	87	187	100.00	100.00
2.3	Sh. Barjinder Singh Hamdard	220	220	218	0	2	0	61	220	100.00	99.09
	<i>Total</i>	<i>708</i>	<i>708</i>	<i>706</i>	<i>0</i>	<i>2</i>	<i>0</i>	<i>266</i>	<i>708</i>	<i>100.00</i>	<i>99.72</i>
3	Ludhiana										
3.1	Sh. Jagir Singh Dard	289	286	286	1	2	0	0	289	100.00	100.00
3.2	Sh. Mohinder Singh Kalyan	153	152	152	1	0	0	0	153	100.00	100.00
3.3	Sh.Lajpat Rai	320	320	320	0	0	0	1	320	100.00	100.00
	<i>Total</i>	<i>762</i>	<i>758</i>	<i>758</i>	<i>2</i>	<i>2</i>	<i>0</i>	<i>1</i>	<i>762</i>	<i>100.00</i>	<i>100.00</i>
4	Patiala										
4.1	Sh. Vinod Sharma	259	258	257	0	0	1	2	258	99.61	99.61
4.2	Sh. Surinder Kumar Singla	404	404	399	0	1	0	7	400	99.01	98.76
4.3	Sh.Gurcharan Singh Tohra	1418	1402	1402	0	15	0	0	1417	99.93	100.00
	<i>Total</i>	<i>2081</i>	<i>2064</i>	<i>2058</i>	<i>0</i>	<i>16</i>	<i>1</i>	<i>9</i>	<i>2075</i>	<i>99.71</i>	<i>99.71</i>

Sr. No.	Constituency	Actual Works		Works Uploaded							
		Sanctioned	Completed	Completed	Ongoing	Yet Not Started	Discontinued	Delayed	Total Works Placed on Website (5+6+7+8)	% of Works Placed on Website (10/3)	% of Completed Works on Website (5/4)
1	2	3	4	5	6	7	8	9	10	11	12
5	Ferozepur										
	Sh. Virendera Kataria	134	134	134	0	0	0	1	134	100.00	100.00
6	Gurdaspur										
6.1	Sh. Bhupinder Singh Mann	206	206	200	0	0	0	0	200	97.09	97.09
6.2	Smt. Sukhbans Kaur Bhinder	497	470	312	164	17	0	9	493	99.20	66.38
<i>Total</i>		<i>703</i>	<i>676</i>	<i>512</i>	<i>164</i>	<i>17</i>	<i>0</i>	<i>9</i>	<i>693</i>	<i>98.58</i>	<i>75.74</i>
7	Mansa										
	Sh. Balwinder Singh Bhunder	983	983	983	0	0	0	6	983	100.00	100.00
8	Fatehgarh Sahib										
	Sh.Sukhdev Singh Libra	1669	1558	1558	46	4	61	10	1669	100.00	100.00
9	Sangrur										
	Sh.Sukhdev Singh Dhindsa	1268	1200	1200	0	0	68	3	1268	100.00	100.00
10	Faridkot										
	Smt. Gurcharan Kaur	254	247	221	2	25	6	5	254	100.00	89.47
11	Mukatsar										
	Sh.Sukhbir Singh Badal	766	751	751	0	14	1	1	766	100.00	100.00
Grand Total		9636	9387	8881	214	224	137	311	9456	98.13	94.61