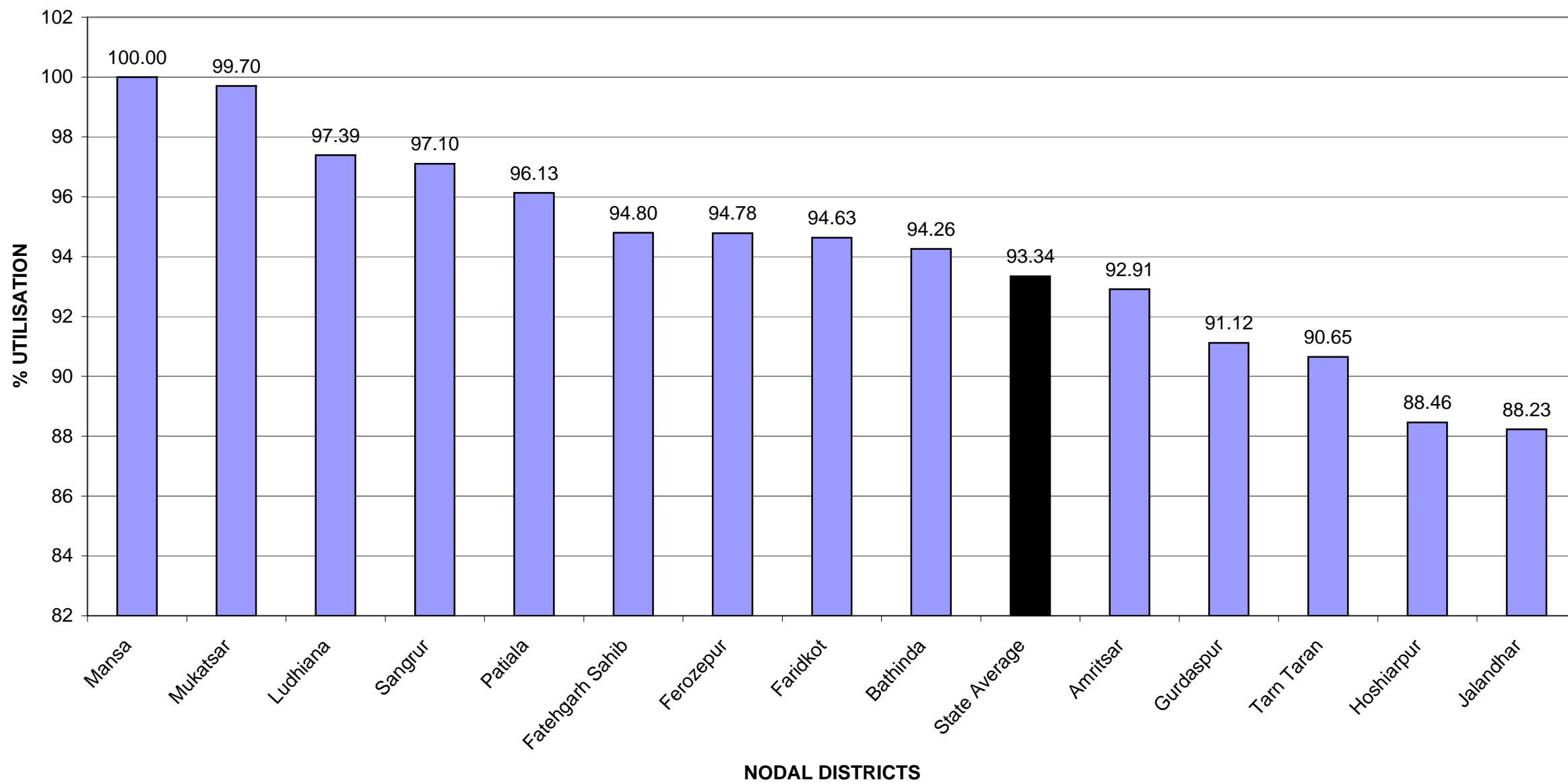
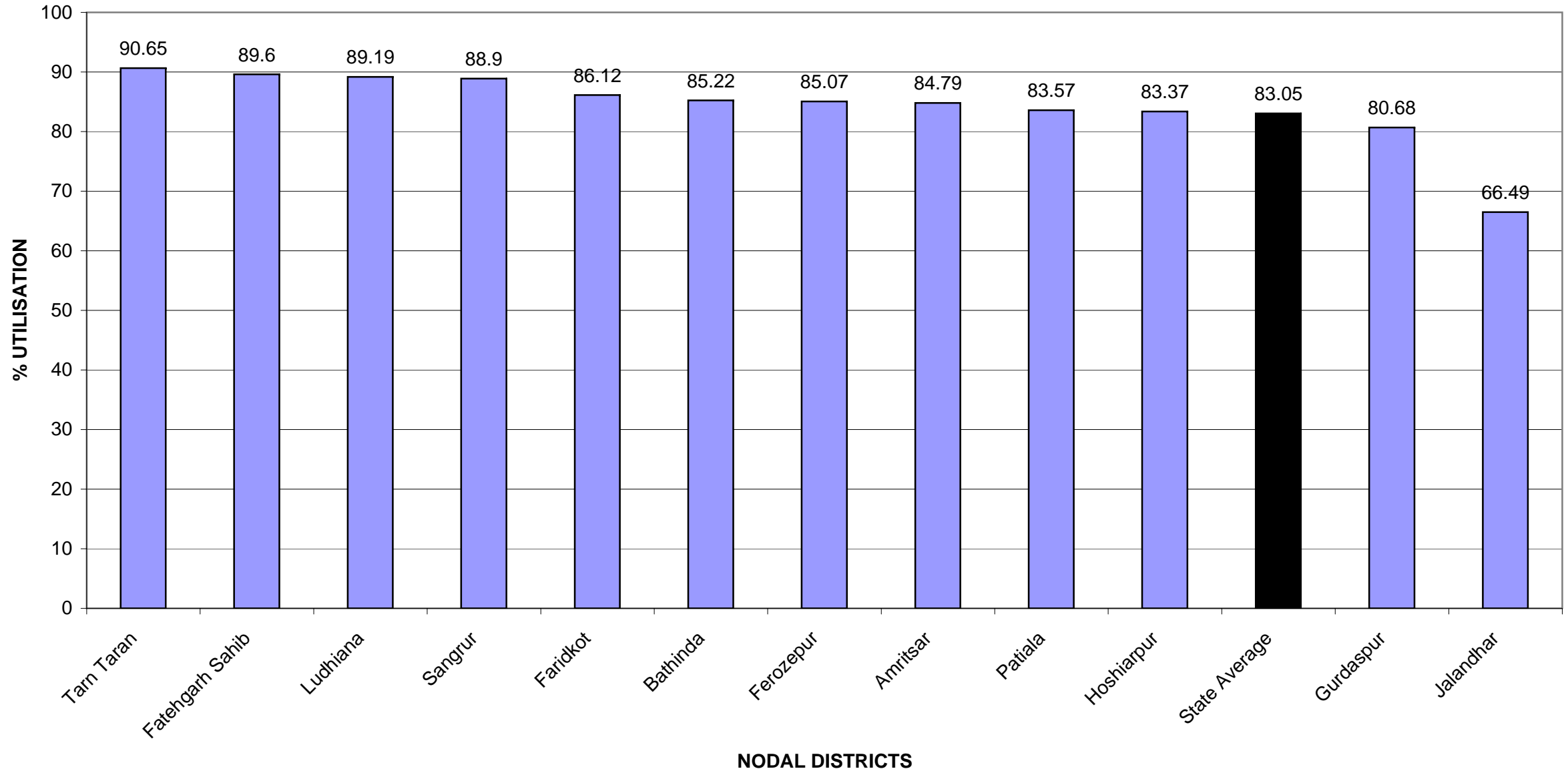


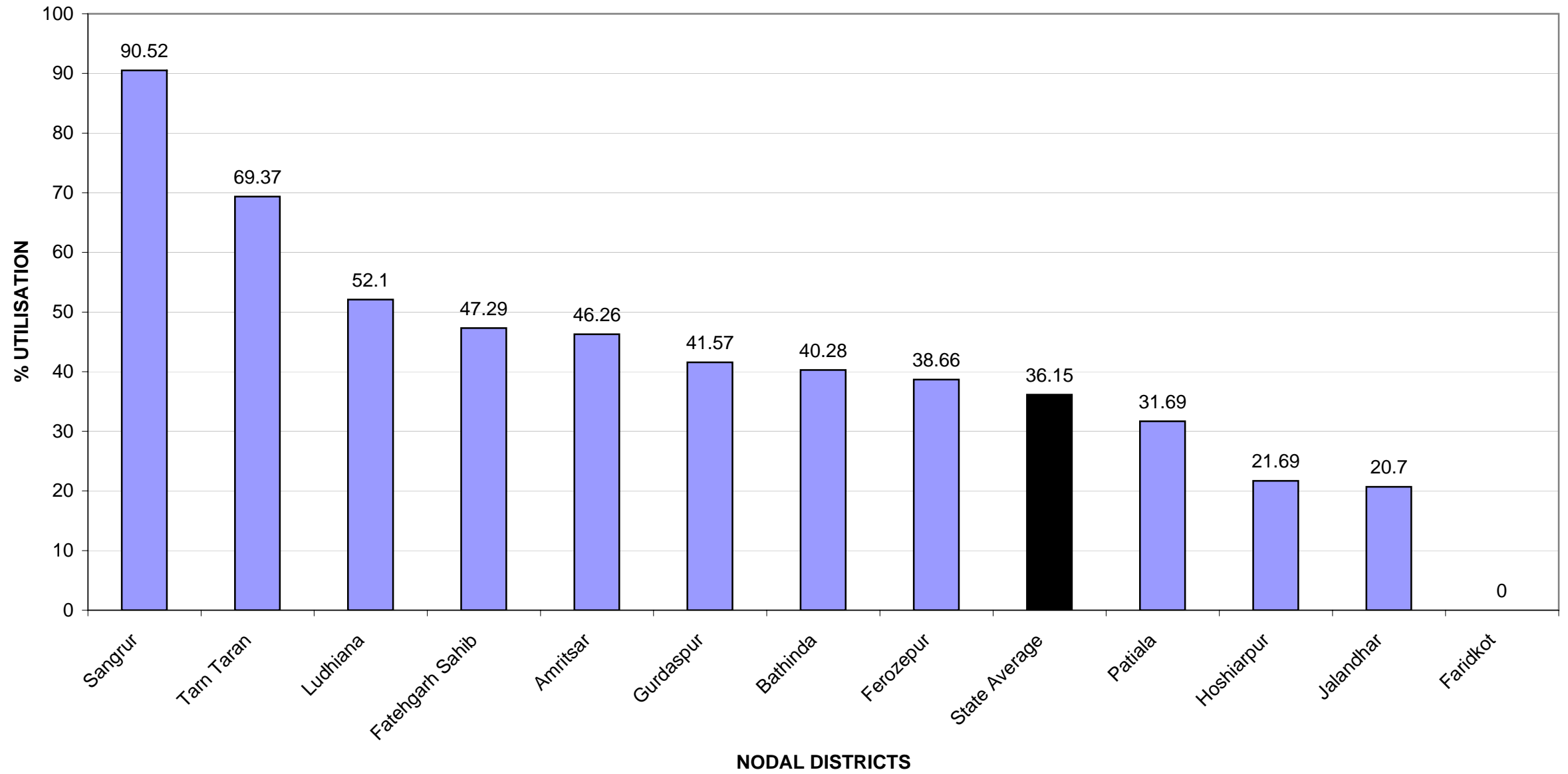
**ITEM 2.1%AGE UTILISATION OF FUNDS UPTO 31-1-2009 SITTING/EX MPs BOTH LS AND RS SINCE INCEPTION(1993-1994)**



ITEM 5.1 (A) %AGE UTILISATION OF FUNDS **UPTO 31-1-2009** NODAL DISTRICT WISE- FOR SITTING MPs BOTH LS AND RS



ITEM 5.1(B)%AGE UTILISATION OF FUNDS DURING JANUARY 2009-NODAL DISTRICT WISE-FOR SITTING MPs BOTH LS AND RS



SN	Constituency	Installments not released by Govt. of India	Reasons of non-release			
		2008-09 (Hnd)	Unsanctioned balance >50 lakh	Unspent Balance >100 lakh	UC pending	Audit certificate pending
1	Amritsar	1	Yes	Yes	2007-08	2006-07
2	Gurdaspur	1	No	Yes	2007-08	2006-07
3	Jalandhar	1	No	Yes	2006-07	2005-06
4	Phillaur	1	No	Yes	2006-07	2005-06
	<b>Total</b>	<b>4</b>				

SN.	Name - Rajya Sabha MP	Installments not released by GOI					Reasons of non-release			
		2006-07 (IInd)	2007-08 (Ist)	2007-08 (IInd)	2008-09 (Ist)	2008-09 (IInd)	Unsanctioned balance >50 lakh	Unspent Balance >100 lakh	UC pending	Audit certificate pending
1	Sh. Raj Mohinder Singh (Amritsar)					1	Yes	Yes	2007-08	2006-07
2	Sh. Ashwani Kumar (Gurdaspur)	1	1	1	1	1	Yes	Yes	2005-06 2006-07 2007-08	2004-05 2005-06 2006-07
3	Sh. Dharam Pal Sabarwal (Hoshiarpur)		1	1	1	1	Yes	Yes	2006-07 2007-08	
4	Sh. Naresh Gujral (Jalandhar)					1	Yes	Yes	2007-08	2006-07
	<b>Total</b>	<b>1</b>	<b>2</b>	<b>2</b>	<b>2</b>	<b>4</b>				

SN	Nodal District	Funds available					Actual Expenditure					Unutilised funds (Col 7-Col 12)	% age utilisation of funds Col.(12/7)	Rank
		Sitting Lok Sabha	Sitting Rajya Sabha	Previous Lok Sabha	Retired Rajya Sabha	Total	Sitting Lok Sabha	Sitting Rajya Sabha	Previous Lok Sabha	Retired Rajya Sabha	Total			
1	2	3	4	5	6	7	8	9	10	11	12	13	14	15
1	Amritsar	2206.01	839.98	3026.03	500.46	6572.48	1920.27	662.52	3023.03	500.46	6106.28	466.20	92.91	10
2	Bathinda	1027.60	0.00	1618.61	0.00	2646.21	875.70	0.00	1618.61	0.00	2494.31	151.90	94.26	9
3	Faridkot	1184.12	0.00	1364.46	660.31	3208.89	1019.78	0.00	1360.57	656.22	3036.57	172.32	94.63	8
4	Ferozepur	1019.93	0.00	1624.20	395.00	3039.13	867.65	0.00	1617.92	395.00	2880.57	158.56	94.78	7
5	Gurdaspur	992.64	961.77	1549.09	750.51	4254.01	831.36	745.52	1549.09	750.11	3876.08	377.93	91.12	11
6	Hoshiarpur	1042.02	2573.29	1622.78	0.00	5238.09	876.88	2137.32	1619.37	0.00	4633.57	604.52	88.46	13
7	Jalandhar	1734.62	416.59	3167.64	1016.95	6335.80	1290.37	140.00	3144.61	1014.95	5589.93	745.87	88.23	14
8	Ludhiana	933.08	0.00	1644.58	1951.50	4529.16	832.24	0.00	1629.38	1949.50	4411.12	118.04	97.39	3
9	Patiala	1010.98	0.00	1625.10	1974.33	4610.41	844.88	0.00	1625.10	1962.08	4432.06	178.35	96.13	5
10	Sangrur	1019.94	0.00	1631.62	1254.02	3905.58	906.69	0.00	1631.62	1254.02	3792.33	113.25	97.10	4
11	Fatehgarh Sahib	946.34	0.00	1630.70	1204.01	3781.05	847.92	0.00	1596.39	1140.11	3584.42	196.63	94.80	6
12	Mansa	0.00	0.00	0.00	806.16	806.16	0.00	0.00	0.00	806.16	806.16	0.00	100.00	1
13	Mukatsar	0.00	0.00	0.00	813.88	813.88	0.00	0.00	0.00	811.46	811.46	2.42	99.70	2
14	Tarn Taran	0.00	965.79	0.00	0.00	965.79	0.00	875.52	0.00	0.00	875.52	90.27	90.65	12
	<b>Total</b>	<b>13117.28</b>	<b>5757.42</b>	<b>20504.81</b>	<b>11327.13</b>	<b>50706.64</b>	<b>11113.74</b>	<b>4560.88</b>	<b>20415.69</b>	<b>11240.07</b>	<b>47330.38</b>	<b>3376.26</b>	<b>93.34</b>	

SN.	Nodal District	Works Sanctioned					Works Completed					Pending Works (col.7-12)	%age of works completed Col.(12/7)	Rank
		Sitting Lok Sabha	Sitting Rajya Sabha	Previous Lok Sabha	Retd. Rajya Sabha	Total	Sitting Lok Sabha	Sitting Rajya Sabha	Previous Lok Sabha	Retd. Rajya Sabha	Total			
1	2	3	4	5	6	7	8	9	10	11	12	13	14	15
1	Amritsar	1652	473	3581	308	6014	671	183	3577	308	4739	1275	78.80	13
2	Bathinda	953	0	2209	0	3162	613	0	2209	0	2822	340	89.25	10
3	Faridkot	1021	0	3405	254	4680	887	0	3397	251	4535	145	96.90	5
4	Ferozepur	557	0	1858	134	2549	528	0	1849	134	2511	38	98.51	3
5	Gurdaspur	971	891	1882	703	4447	794	618	1882	696	3990	457	89.72	9
6	Hoshiarpur	1296	1277	3905	0	6478	938	861	3895	0	5694	784	87.90	11
7	Jalandhar	1467	163	6542	708	8880	875	17	6514	705	8111	769	91.34	7
8	Ludhiana	858	0	1682	762	3302	561	0	1667	759	2987	315	90.46	8
9	Patiala	394	0	1888	2081	4363	223	0	1888	2064	4175	188	95.69	6
10	Sangrur	1335	0	2471	1200	5006	1184	0	2471	1200	4855	151	96.98	4
11	Fatehgarh Sahib	1770	0	3424	1610	6804	997	0	3353	1557	5907	897	86.82	12
12	Mansa	0	0	0	983	983	0	0	0	983	983	0	100.00	1
13	Mukatsar	0	0	0	766	766	0	0	0	761	761	5	99.35	2
14	TarnTaran	0	382	0	0	382	0	144	0	0	144	238	37.70	14
<b>Total</b>		<b>12274</b>	<b>3186</b>	<b>32847</b>	<b>9509</b>	<b>57816</b>	<b>8271</b>	<b>1823</b>	<b>32702</b>	<b>9418</b>	<b>52214</b>	<b>5602</b>	<b>90.31</b>	

SN	Nodal District	Total Funds available	Funds sanctioned	Actual Expenditure	Unutilised/ Unspent Balance (col.3 -col.5)	%age utilisation over funds available (col.5 over col.3)
<i>1</i>	<i>2</i>	<i>3</i>	<i>4</i>	<i>5</i>	<i>6</i>	<i>7</i>
<i>1</i>	<i>Amritsar</i>	<i>3026.03</i>	<i>3026.03</i>	<i>3023.03</i>	<i>3.00</i>	<i>99.90</i>
1.1	Amritsar Constituency	1412.01	1412.01	1411.01	1.00	99.93
1.2	Taran Tarn Constituency	1614.02	1614.02	1612.02	2.00	99.88
2	Bathinda	1618.61	1618.61	1618.61	0.00	100.00
3	Faridkot	1364.46	1364.46	1360.57	3.89	99.71
4	Ferozepur	1624.20	1624.20	1617.92	6.28	99.61
5	Gurdaspur	1549.09	1549.09	1549.09	0.00	100.00
6	Hoshiarpur	1622.78	1622.78	1619.37	3.41	99.79
<i>7</i>	<i>Jalandhar</i>	<i>3167.64</i>	<i>3167.64</i>	<i>3144.61</i>	<b>23.03</b>	<i>99.27</i>
7.1	Jalandhar Constituency	1592.38	1592.38	1586.98	5.40	99.66
7.2	Phillaur Constituency	1575.26	1575.26	1557.63	<b>17.63</b>	98.88
8	Ludhiana	1644.58	1644.58	1629.38	<b>15.20</b>	99.08
9	Patiala	1625.10	1625.10	1625.10	0.00	100.00
10	Ropar	1630.70	1630.70	1596.39	<b>34.31</b>	97.90
11	Sangrur	1631.62	1631.62	1631.62	0.00	100.00
	<b>Grand Total</b>	<b>20504.81</b>	<b>20504.81</b>	<b>20415.69</b>	<b>89.12</b>	<b>99.57</b>



SN	Nodal District	Works sanctioned		Works completed		Works under progress		UC's received	
		No.	Cost	No.	Cost	No.	Cost	No.	Cost
<i>1</i>	<i>2</i>	<i>3</i>	<i>4</i>	<i>5</i>	<i>6</i>	<i>7</i>	<i>8</i>	<i>9</i>	<i>10</i>
<i>1</i>	<i>Amritsar</i>	<i>3581</i>	<i>3026.03</i>	<i>3577</i>	<i>3023.03</i>	<i>4</i>	<i>3.00</i>	<i>3577</i>	<i>3023.03</i>
1.1	Amritsar Constituency	1557	1412.01	1556	1411.01	1	1.00	1556	1411.01
1.2	Taran Tarn	2024	1614.02	2021	1612.02	3	2.00	2021	1612.02
2	Bathinda	2209	1618.61	2209	1618.61	0	0.00	2209	1618.61
3	Faridkot	3405	1364.46	3397	1359.37	8	5.09	3397	1359.37
4	Ferozepur	1858	1624.20	1849	1614.44	9	9.76	1828	1613.88
5	Gurdaspur	1882	1549.09	1882	1549.09	0	0.00	1852	1521.40
6	Hoshiarpur	3905	1622.78	3895	1614.03	10	8.75	3895	1614.03
<i>7</i>	<i>Jalandhar</i>	<i>6542</i>	<i>3167.64</i>	<i>6514</i>	<i>3144.61</i>	<b>28</b>	<i>23.03</i>	<i>6514</i>	<i>3144.61</i>
7.1	Jalandhar Constituency	2489	1592.38	2478	1586.98	11	5.40	2478	1586.98
7.2	Phillaur Constituency	4053	1575.26	4036	1557.63	17	17.63	4036	1557.63
8	Ludhiana	1682	1644.58	1667	1629.38	<b>15</b>	15.20	1667	1629.38
9	Patiala	1888	1625.10	1888	1625.10	0	0.00	1888	1625.10
10	Ropar	3424	1630.70	3353	1581.34	<b>71</b>	49.36	3353	1581.34
11	Sangrur	2471	1631.62	2471	1631.62	0	0	2471	1631.62
	<b>Grand Total</b>	<b>32847</b>	<b>20504.81</b>	<b>32702</b>	<b>20390.62</b>	<b>145</b>	<b>114.19</b>	<b>32651</b>	<b>20362.37</b>

SN	Nodal District	Total Funds Recd by the MP	Funds distributed to successor MPs	Funds to be distributed	Total Funds Sanctioned by the MP Col. {3-(4+5)}	Actual Exp.	Unspent Balance Col.(6-7)	%age utilisation over funds available Col. (7/6)
1	2	3	4	5	6	7	8	9
1	Amritsar - Sh.Raj Mohinder Singh	500.46	0.00	0.00	500.46	500.46	0.00	100.00
2	<b>Jalandhar</b>							
2.1	Sh. Balbir Singh	438.80	55.04	0.00	383.76	381.76	2.00	99.48
2.2	Sh. Iqbal Singh	340.94	59.79	0.00	281.15	281.15	0.00	100.00
2.3	Sh. Barjinder Singh Hamdard	354.38	2.34	0.00	352.04	352.04	0.00	100.00
Total		<b>1134.12</b>	<b>117.17</b>	<b>0.00</b>	<b>1016.95</b>	<b>1014.95</b>	<b>2.00</b>	99.80
3	<b>Ludhiana</b>							
3.1	Sh. Jagir Singh Dard	426.18	23.18	0.25	402.75	400.75	2.00	99.50
3.2	Sh. Mohinder Singh Kalyan	489.97	36.97	0.00	453.00	453.00	0.00	100.00
3.3	Sh.Lajpat Rai	1218.34	122.59	0.00	1095.75	1095.75	0.00	100.00
Total		<b>2134.49</b>	<b>182.74</b>	<b>0.25</b>	<b>1951.50</b>	<b>1949.50</b>	<b>2.00</b>	<b>99.90</b>
4	<b>Patiala</b>							
4.1	Sh. Vinod Sharma	414.26	16.34	0.00	397.92	395.92	2.00	99.50
4.2	Sh. Surinder Kumar Singla	389.46	38.59	0.00	350.87	350.87	0.00	100.00
4.3	Sh. Gurchran Singh Tohra	1250.60	23.13	1.93	1225.54	1215.29	<b>10.25</b>	99.16
Total		<b>2054.32</b>	<b>78.06</b>	<b>1.93</b>	<b>1974.33</b>	<b>1962.08</b>	<b>12.25</b>	<b>99.38</b>

SN	Nodal District	Total Funds Recd by the MP	Funds distributed to successor MPs	Funds to be distributed	Total Funds Sanctioned by the MP Col. {3-(4+5)}	Actual Exp.	Unspent Balance Col.(6-7)	%age utilisation over funds available Col. (7/6)
1	2	3	4	5	6	7	8	9
5	<b>Ferozepur</b> - Sh. Virendera Kataria	395.00	0.00	0.00	395.00	395.00	0.00	100.00
6	<b>Gurdaspur</b>							
6.1	Sh. Bhupinder Singh Mann	212.81	9.70	0.00	203.11	203.11	0.00	100.00
6.2	Smt. Sukhbans Kaur Bhinder	557.66	10.26	0.00	547.40	547.00	0.40	99.93
	Total	770.47	19.96	0.00	750.51	750.11	0.40	99.95
7	<b>Mansa</b> - Sh. Balwinder Singh Bhunder	847.15	40.99	0.00	806.16	806.16	0.00	100.00
8	<b>Fatehgarh Sahib</b> - Sh.Sukhdev Singh Libra	1257.13	53.12	0.00	1204.01	1140.11	<b>63.90</b>	94.69
9	<b>Sangrur</b> - Sh.Sukhdev Singh Dhindsa	1264.31	10.29	0.00	1254.02	1254.02	0.00	100.00
10	<b>Faridkot</b> - Smt.Gurcharan Kaur	679.80	19.47	0.02	660.31	656.22	4.09	99.38
11	<b>Mukatsar</b> - Sh.Sukhbir Singh Badal	834.70	0.00	20.82	813.88	811.46	<b>2.42</b>	99.70
<b>Grand Total</b>		<b>11871.95</b>	<b>521.80</b>	<b>23.02</b>	<b>11327.13</b>	<b>11240.07</b>	<b>87.06</b>	<b>99.23</b>

SN	Nodal District	Works sanctioned		Works completed		Works under progress		UC's received	
		No.	Cost	No.	Cost	No.	Cost	No.	Cost
<i>1</i>	<i>2</i>	<i>3</i>	<i>4</i>	<i>5</i>	<i>6</i>	<i>7</i>	<i>8</i>	<i>9</i>	<i>10</i>
1	Amritsar- Sh.Raj Mohinder Singh	308	500.46	308	500.46	0	0.00	308	500.46
2	<b>Jalandhar</b>								
2.1	Sh. Balbir Singh	301	383.76	298	381.76	3	2.00	298	381.76
2.2	Sh. Iqbal Singh	187	281.15	187	281.15	0	0.00	187	281.15
2.3	Sh. Barjinder Singh Hamdard	220	352.04	220	352.04	0	0.00	220	352.04
	<b>Total</b>	708	1016.95	705	1014.95	3	2.00	705	1014.95
3	<b>Ludhiana</b>								
3.1	Sh. Jagir Singh Dard	289	402.75	287	400.75	2	2.00	287	400.75
3.2	Sh. Mohinder Singh Kalyan	153	453.00	152	448.00	1	5.00	152	448.00
3.3	Sh.Lajpat Rai	320	1095.75	320	1095.75	0	0.00	320	1095.75
	<b>Total</b>	762	1951.50	759	1944.50	3	7.00	759	1944.50
4	<b>Patiala</b>								
4.1	Sh. Vinod Sharma	259	397.92	258	395.92	1	2.00	258	395.92
4.2	Sh. Surinder Kumar Singla	404	350.87	404	350.87	0	0.00	404	350.87
4.3	Sh. Gurchran Singh Tohra	1418	1225.54	1402	1215.29	16	10.25	1402	1215.29
	<b>Total</b>	2081	1974.33	2064	1962.08	17	12.25	2064	1962.08

SN	Nodal District	Works sanctioned		Works completed		Works under progress		UC's received	
		No.	Cost	No.	Cost	No.	Cost	No.	Cost
1	2	3	4	5	6	7	8	9	10
5	<b>Ferozepur</b> - Sh. Virendera Kataria	134	395.00	134	395.00	0	0.00	134	395.00
6	<b>Gurdaspur</b>								
6.1	Sh. Bhupinder Singh Mann	206	203.11	206	203.11	0	0.00	206	203.11
6.2	Smt. Sukhbans Kaur Bhinder	497	547.40	490	533.40	7	14.00	419	463.90
	<b>Total</b>	703	750.51	696	736.51	7	14.00	625	667.01
7	<b>Mansa</b> - Sh. Balwinder Singh Bhunder	983	806.16	983	806.16	0	0.00	960	790.46
8	<b>Fatehgarh Sahib*</b> - Sh.Sukhdev Singh Libra	1610	1204.01	1557	1135.11	53	68.90	1557	1135.11
9	<b>Sangrur**</b> - Sh.Sukhdev Singh Dhindsa	1200	1254.02	1200	1254.02	0	0.00	1200	1254.02
10	<b>Faridkot</b> - Smt.Gurcharan Kaur	254	660.31	251	656.22	3	4.09	246	648.55
11	<b>Mukatsar***</b> - Sh.Sukhbir Singh Badal	766	813.88	761	810.44	5	3.44	761	810.44
	<b>Grand Total</b>	<b>9509</b>	<b>11327.13</b>	<b>9418</b>	<b>11215.45</b>	<b>91</b>	<b>111.68</b>	<b>9319</b>	<b>11122.58</b>

\* 59 works discontinued.excluded

\*\* 68 woks discontinued of Rs.73.03 lac are excluded.

\*\*\*Included two discontinued works.

SN	Nodal District	Total Fund available	Sanction				Actual Expenditure				Unsanctioned/Unspent			Performance During Jan., 2009	
			Upto previous month 31/12/08	During current month 31/1/09 Col (6-4)	Upto current month 31/1/09	% age of funds sanctioned Col (6/3)	Upto previous month 31/12/08	During current month 31/1/09 Col (10-8)	Upto current month 31/1/09	%age utilisation Col(10/3)	Unsanctioned Balance - Col (3-6)	Total Unspent Balance Col (3-10)	Unspent with the Executing Agencies as on 31/1/09 Col (13-12) =(6-10)	Unspent with the Executing Agencies as on 31/12/08 Col (14+9-5) =(4-8)	%age of Funds spent during Jan., 09 - Col (9/15)
1	2	3	4	5	6	7	8	9	10	11	12	13	14	15	16
	<b>Amritsar</b>														
1	Sh.Navjot Singh Sidhu, LS (Amritsar)	1241.14	1070.34	117.35	1187.69	95.69	958.88	93.09	1051.97	84.76	<u>53.45</u>	<u>189.17</u>	135.72	111.46	83.52
2	Dr.Rattan Singh Ajnala,LS (Tarn Taran)	964.87	964.62	0.00	964.62	99.97	850.00	18.30	868.30	89.99	0.25	96.57	96.32	114.62	15.97
3	Sh.Rajmohinder Singh, RS	839.98	719.05	56.00	775.05	92.27	626.52	36.00	662.52	78.87	<u>64.93</u>	<u>177.46</u>	112.53	92.53	38.91
<i>Total</i>		<i>3045.99</i>	<i>2754.01</i>	<i>173.35</i>	<i>2927.36</i>	<i>96.11</i>	<i>2435.40</i>	<i>147.39</i>	<i>2582.79</i>	<i>84.79</i>	<i>118.63</i>	<i>463.20</i>	<i>344.57</i>	<i>318.61</i>	<i>46.26</i>
4	<b>Bathinda</b> -Smt. Paramjit Kaur, LS	1027.60	917.21	73.65	990.86	96.42	847.70	28.00	875.70	85.22	36.74	<u>151.90</u>	115.16	69.51	40.28
5	<b>Faridkot</b> -Sh. Sukhbir Singh Badal, LS	1184.12	1117.82	0.00	1117.82	94.40	1019.78	0.00	1019.78	86.12	<u>66.30</u>	<u>164.34</u>	98.04	98.04	0.00
6	<b>Ferozepur</b> -Sh. Zora Singh Mann, LS	1019.93	906.15	0.00	906.15	88.84	843.38	24.27	867.65	85.07	<u>113.78</u>	<u>152.28</u>	38.50	62.77	38.66
	<b>Gurdaspur</b>														
7	Sh. Vinod Khanna, LS	992.64	892.37	54.45	946.82	95.38	787.05	44.31	831.36	83.75	45.82	<u>161.28</u>	115.46	105.32	42.07
8	Sh.Ashwani Kumar, RS	961.77	788.39	64.75	853.14	88.71	715.92	29.60	745.52	77.52	<u>108.63</u>	<u>216.25</u>	107.62	72.47	40.84
<i>Total</i>		<i>1954.41</i>	<i>1680.76</i>	<i>119.20</i>	<i>1799.96</i>	<i>92.10</i>	<i>1502.97</i>	<i>73.91</i>	<i>1576.88</i>	<i>80.68</i>	<i>154.45</i>	<i>377.53</i>	<i>223.08</i>	<i>177.79</i>	<i>41.57</i>

SN	Nodal District	Total Fund available	Sanction				Actual Expenditure				Unsanctioned/Unspent			Performance During Jan., 2009	
			Upto previous month 31/12/08	During current month 31/1/09 Col (6-4)	Upto current month 31/1/09	% age of funds sanctioned Col (6/3)	Upto previous month 31/12/08	During current month 31/1/09 Col (10-8)	Upto current month 31/1/09	%age utilisation Col(10/3)	Unsanctioned Balance - Col (3-6)	Total Unspent Balance Col (3-10)	Unspent with the Executing Agencies as on 31/1/09 - Col (13-12) = (6-10)	Unspent with the Executing Agencies as on 31/12/08 - Col (14+9-5) = (4-8)	%age of Funds spent during Jan., 09 - Col (9/15)
1	2	3	4	5	6	7	8	9	10	11	12	13	14	15	16
	<b>Hoshiarpur</b>														
9	Sh.Avinash Rai Khanna, LS	1042.02	937.38	3.08	940.46	90.25	856.38	20.50	876.88	84.15	<u>101.56</u>	<u>165.14</u>	63.58	81.00	25.31
10	Sh. Dharampal Sabharwal, RS	664.98	538.14	35.89	574.03	86.32	465.28	10.00	475.28	71.47	<u>90.95</u>	<u>189.70</u>	98.75	72.86	13.72
11	Smt. Ambika Soni, RS	855.00	827.23	13.40	840.63	98.32	755.34	21.00	776.34	90.80	14.37	78.66	64.29	71.89	29.21
12	Sh.Varinder Singh Bajwa, RS	1053.31	953.30	47.75	1001.05	95.04	870.20	15.50	885.70	84.09	<u>52.26</u>	<u>167.61</u>	115.35	83.10	18.65
	<i>Total</i>	<i>3615.31</i>	<i>3256.05</i>	<i>100.12</i>	<i>3356.17</i>	<i>92.83</i>	<i>2947.20</i>	<i>67.00</i>	<i>3014.20</i>	<i>83.37</i>	<i>259.14</i>	<i>601.11</i>	<i>341.97</i>	<i>308.85</i>	<i>21.69</i>
	<b>Jalandhar</b>														
13	Sh.RanaGurjit Singh,LS (Jalandhar)	753.31	745.50	4.52	750.02	99.56	545.39	44.95	590.34	78.37	3.29	<u>162.97</u>	159.68	200.11	22.46
14	Sh. Charanjit Singh Attwal, LS (Phillaur)	981.31	779.94	200.31	980.25	99.89	681.86	18.17	700.03	71.34	1.06	<u>281.28</u>	280.22	98.08	18.53
15	Sh. Naresh Gujral, RS (Jalandhar)	416.59	262.00	89.44	351.44	84.36	109.90	30.10	140.00	33.61	<u>65.15</u>	<u>276.59</u>	211.44	152.10	19.79
	<i>Total</i>	<i>2151.21</i>	<i>1787.44</i>	<i>294.27</i>	<i>2081.71</i>	<i>283.82</i>	<i>1337.15</i>	<i>93.22</i>	<i>1430.37</i>	<i>66.49</i>	<i>69.50</i>	<i>720.84</i>	<i>651.34</i>	<i>450.29</i>	<i>20.70</i>

SN	Nodal District	Total Fund available	Sanction				Actual Expenditure				Unsanctioned/Unspent			Performance During Jan., 2009	
			Upto previous month 31/12/08	During current month 31/1/09 Col (6-4)	Upto current month 31/1/09	% age of funds sanctioned Col (6/3)	Upto previous month 31/12/08	During current month 31/1/09 Col (10-8)	Upto current month 31/1/09	%age utilisation Col(10/3)	Unsanctioned Balance - Col (3-6)	Total Unspent Balance Col (3-10)	Unspent with the Executing Agencies as on 31/1/09 Col (13-12) =(6-10)	Unspent with the Executing Agencies as on 31/12/08 Col (14+9-5) =(4-8)	%age of Funds spent during Jan., 09 - Col (9/15)
1	2	3	4	5	6	7	8	9	10	11	12	13	14	15	16
16	Ludhiana-Sh. Sharanjit Singh Dhillon, LS	933.08	927.74	0.00	927.74	99.43	728.38	103.86	832.24	89.19	5.34	<u>100.84</u>	95.50	199.36	52.10
17	Patiala-Smt. Preneet Kaur, LS	1010.98	903.07	27.15	930.22	92.01	817.88	27.00	844.88	83.57	<u>80.76</u>	<u>166.10</u>	85.34	85.19	31.69
18	Sangrur-Sh. Sukhdev Singh Dhindsa, LS	1019.94	912.17	60.68	972.85	95.38	854.35	52.34	906.69	88.90	47.09	<u>113.25</u>	66.16	57.82	90.52
19	Fatehgarh Sahib-Sh. Sukhdev Singh Libra, LS(Ropar)	946.34	937.59	8.40	945.99	99.96	767.46	80.46	847.92	89.60	0.35	98.42	98.07	170.13	47.29
20	Taran Tarn-Sh.Manohar Singh Gill, RS	965.79	898.45	53.50	951.95	98.57	823.58	51.94	875.52	90.65	13.84	90.27	76.43	74.87	69.37
<b>Grand Total</b>		<b>18874.70</b>	<b>16998.46</b>	<b>910.32</b>	<b>17908.78</b>	<b>94.88</b>	<b>14925.23</b>	<b>749.39</b>	<b>15674.62</b>	<b>83.05</b>	<b>965.92</b>	<b>3200.08</b>	<b>2234.16</b>	<b>2073.23</b>	<b>36.15</b>



SN	Nodal District	Works sanctioned		Works completed		Works under progress		UC's received	
		No.	Cost	No.	Cost	No.	Cost	No.	Cost
1	2	3	4	5	6	7	8	9	10
<b>1</b>	<b>Amritsar</b>								
1.1	Sh.Navjot Singh Sidhu, LS (Amritsar)	835	1187.69	432	666.04	403	521.65	432	666.04
1.2	Dr.Rattan Singh Ajnala,LS	817	964.62	239	302.04	578	662.58	239	302.04
1.3	Sh.Rajmohinder Singh, RS	473	775.05	183	295.64	290	479.41	183	295.64
	<b>Total</b>	<b>2125</b>	<b>2927.36</b>	<b>854</b>	<b>1263.72</b>	<b>1271</b>	<b>1663.64</b>	<b>854</b>	<b>1263.72</b>
<b>2</b>	<b>Bathinda- Smt. Paramjit Kaur, LS</b>	953	990.86	613	672.36	340	318.50	613	672.36
<b>3</b>	<b>Faridkot-Sh. Sukhbir Singh Baddal, LS</b>	1021	1117.82	887	782.55	134	335.27	887	782.55
<b>4</b>	<b>Ferozepur-Sh. Zora Singh Mann, LS</b>	557	906.15	528	836.65	29	69.50	470	709.49
<b>5</b>	<b>Gurdaspur</b>								
5.1	Sh. Vinod Khanna, LS	971	946.82	794	736.10	177	210.72	698	605.83
5.2	Sh. Ashwani Kumar,RS	891	853.14	618	614.82	273	238.32	575	578.79
	<b>Total</b>	<b>1862</b>	<b>1799.96</b>	<b>1412</b>	<b>1350.92</b>	<b>450</b>	<b>449.04</b>	<b>1273</b>	<b>1184.62</b>
<b>6</b>	<b>Hoshiarpur</b>								
6.1	Sh.Avinash Rai Khanna, LS	1296	940.46	938	562.38	358	378.08	938	562.38
6.2	Sh. Dharampal Sabharwal, RS	103	574.03	60	393.27	43	180.76	60	393.27
6.3	Smt. Ambika Soni, RS	456	840.63	241	484.40	215	356.23	241	484.40
6.4	Sh.Varinder Singh Bajwa, RS	718	1001.05	560	545.67	158	455.38	560	545.67
	<b>Total</b>	<b>2573</b>	<b>3356.17</b>	<b>1799</b>	<b>1985.72</b>	<b>774</b>	<b>1370.45</b>	<b>1799</b>	<b>1985.72</b>

SN	Nodal District	Works sanctioned		Works completed		Works under progress		UC's received	
		No.	Cost	No.	Cost	No.	Cost	No.	Cost
1	2	3	4	5	6	7	8	9	10
<b>7</b>	<b>Jalandhar</b>								
7.1	Sh.RanaGurjit Singh,LS (Jalandhar)	488	750.02	248	369.5	240	380.52	248	369.50
7.2	Sh. Charanjit Singh Attwal, LS (Phillaur)	979	980.25	627	527.04	352	453.21	627	527.04
7.3	Sh. Naresh Gujral, RS (Jalandhar)	163	351.44	17	89.75	146	261.69	17	89.75
<b>Total</b>		<b>1630</b>	<b>2081.71</b>	<b>892</b>	<b>986.29</b>	<b>738</b>	<b>1095.42</b>	<b>892</b>	<b>986.29</b>
8	<b>Ludhiana</b> -Sh. Sharanjit Singh Dhillon, LS	858	927.74	561	592.13	297	335.61	561	592.13
9	<b>Patiala</b> -Smt. Preneet Kaur, LS	394	930.22	223	521.51	171	408.71	223	521.51
10	<b>Sangrur</b> -Sh. Sukhdev Singh Dhindsa, LS	1335	972.85	1184	825.01	151	147.84	1184	825.01
11	<b>Fatehgarh Sahib</b> -Sh. Sukhdev Singh Libra, LS(Ropar)	1770	945.99	997	552.11	773	393.88	997	552.11
12	<b>Tarn Taran</b> -Sh.Manohar Singh Gill, RS	382	951.95	144	431.58	238	520.37	144	431.58
<b>Grand Total</b>		<b>15460</b>	<b>17908.78</b>	<b>10094</b>	<b>10800.55</b>	<b>5366</b>	<b>7108.23</b>	<b>9897</b>	<b>10507.09</b>

SN	Nodal District	Actual Works		Works Uploaded Out of col. 3	Works uploaded Excess/Less (5-3)	%age of Works Uploaded (col. 5/3)	Complete works placed on website out of col. 4	%age of complete works placed on website(col.7/4)
		Sanctioned	Completed					
1	2	3	4	5	6	7	8	9
1	Amritsar	6014	4743	5531	-483	91.97	4031	84.99
2	Faridkot	4680	4531	4725	45	100.96	4516	99.67
3	Sangrur	5250	4859	5250	0	100.00	4782	98.42
4	Muktsar	766	751	766	0	100.00	751	100.00
5	Taran Tarn	382	144	366	-16	95.81	144	100.00
6	Bathinda	3162	2822	3162	0	100.00	2822	100.00
7	Fatehgarh Sahib(Ropar)	6962	5884	6945	-17	99.76	5869	99.75
8	Jalandhar	8857	8116	8509	-348	96.07	7815	96.29
9	Hoshiarpur	6504	5692	6504	0	100.00	5692	100.00
10	Mansa	983	983	983	0	100.00	983	100.00
11	Gurdaspur	4447	3970	4206	-241	94.58	3458	87.10
12	Firozpur	2549	2510	2549	0	100.00	2449	97.57
13	Ludhiana	3308	2981	3194	-114	96.55	2960	99.30
14	Patiala	4363	4175	4340	-23	99.47	4134	99.02
<b>Total</b>		<b>58227</b>	<b>52161</b>	<b>57030</b>	<b>-1197</b>	<b>97.94</b>	<b>50406</b>	<b>96.64</b>

Sr. No.	District	Actual Works		Works Uploaded							
		Sanctioned	Completed	Completed	Ongoing	Yet Not Started	Discontinued	Delayed	Total Works Placed on Website (5+6+7+8)	% of Works Placed on Website (10/3)	% of Completed Works on Website (5/4)
1	2	3	4	5	6	7	8	9	10	11	12
	<b>Amritsar</b>										
1	Sh.Navjot Singh Sidhu, LS (Amritsar)	835	432	255	322	135	3	1	715	85.63	59.03
2	Dr.Rattan Singh Ajnala,LS (Taran Tarn)	817	239	184	368	184	1	4	737	90.21	76.99
3	Sh.Rajmohinder Singh, RS	473	183	81	254	65	0	3	400	84.57	44.26
	<i>Total</i>	<i>2125</i>	<i>854</i>	<i>520</i>	<i>944</i>	<i>384</i>	<i>4</i>	<i>8</i>	<i>1852</i>	<i>87.15</i>	<i>60.89</i>
4	<b>Bathinda</b> - Smt. Paramjit Kaur, LS	953	613	613	129	141	70	18	953	100.00	100.00
5	<b>Faridkot</b> - Sh. Sukhbir Singh Baddal, LS	1021	887	816	57	80	18	73	971	95.10	92.00
6	<b>Ferozepur</b> - Sh. Zora Singh Mann, LS	557	528	467	7	63	20	26	557	100.00	88.45
	<b>Gurdaspur</b>										
7	Sh. Vinod Khanna, LS	971	794	596	71	179	0	7	846	87.13	75.06
8	Sh.Ashwani Kumar, RS	891	618	483	8	305	0	30	796	89.34	78.16
	<i>Total</i>	<i>1862</i>	<i>1412</i>	<i>1079</i>	<i>79</i>	<i>484</i>	<i>0</i>	<i>37</i>	<i>1642</i>	<i>88.18</i>	<i>76.42</i>
	<b>Hoshiarpur</b>										
9	Sh.Avinash Rai Khanna, LS	1296	938	938	285	53	20	119	1296	100.00	100.00
10	Sh. Dharampal Sabharwal, RS	103	60	60	30	13	0	1	103	100.00	100.00
11	Smt. Ambika Soni, RS	456	241	241	102	109	4	6	456	100.00	100.00
12	Sh.Varinder Singh Bajwa, RS	718	560	560	87	65	6	43	718	100.00	100.00
	<i>Total</i>	<i>2573</i>	<i>1799</i>	<i>1799</i>	<i>504</i>	<i>240</i>	<i>30</i>	<i>169</i>	<i>2573</i>	<i>100.00</i>	<i>100.00</i>

Sr. No.	District	Actual Works		Works Uploaded							
		Sanctioned	Completed	Completed	Ongoing	Yet Not Started	Discontinued	Delayed	Total Works Placed on Website (5+6+7+8)	% of Works Placed on Website (10/3)	% of Completed Works on Website (5/4)
1	2	3	4	5	6	7	8	9	10	11	12
	<b>Jalandhar</b>										
13	Sh.RanaGurjit Singh,LS (Jalandhar)	488	248	153	143	114	2	2	412	84.43	61.69
14	Sh. Charanjit Singh Attwal, LS (Phillaur)	979	627	474	146	182	8	10	810	82.74	75.60
15	Sh. Naresh Kumar Gujral, RS (Jalandhar)	136	17	13	0	37	0	0	50	36.76	76.47
	<i>Total</i>	<i>1603</i>	<i>892</i>	<i>640</i>	<i>289</i>	<i>333</i>	<i>10</i>	<i>12</i>	<i>1272</i>	<i>79.35</i>	<i>71.75</i>
16	<b>Ludhiana</b> - Sh. Sharanjit Singh Dhillon, LS	858	561	539	175	9	26	5	749	87.30	96.08
17	<b>Patiala</b> - Smt. Preneet Kaur, LS	394	223	187	0	189	0	0	376	95.43	83.86
18	<b>Sangrur</b> - Sh. Sukhdev Singh Dhindsa, LS	1335	1184	1111	0	163	61	132	1335	100.00	93.83
19	<b>Fatehgarh Sahib</b> - Sh. Sukhdev Singh Libra, LS(Ropar)	1770	997	987	704	15	47	10	1753	99.04	99.00
20	<b>Taran Tarn</b> - Sh. Manohar Singh Gill, RS	382	144	144	222	0	1	1	367	96.07	100.00
	<b>Total</b>	<b>15433</b>	<b>10094</b>	<b>8902</b>	<b>3110</b>	<b>2101</b>	<b>287</b>	<b>491</b>	<b>14400</b>	<b>93.31</b>	<b>88.19</b>

\*32 works of Rs 15.20 lacs are shown as discontinues work during 14th Lok Sabha (Sangrur)

Sr. No.	Constituency	Actual Works		Works Uploaded							
		Sanctioned	Completed	Completed	Ongoing	Yet Not Started	Discontinued	Delayed	Total Works Placed on Website (5+6+7+8)	% of Works Placed on Website (10/3)	% of Completed Works on Website (5/4)
1	2	3	4	5	6	7	8	9	10	11	12
1	Amritsar	324	324	324	0	0	0	0	324	100.00	100.00
2	Bathinda	455	455	455	0	0	0	2	455	100.00	100.00
3	Faridkot	981	981	981	0	0	0	0	981	100.00	100.00
4	Firozpur	490	488	488	0	2	0	3	490	100.00	100.00
5	Gurdaspur	331	331	339	0	0	0	0	339	<b>102.42</b>	<b>102.42</b>
6	Hoshiarpur	335	334	334	0	0	1	33	335	100.00	100.00
7	Jalandhar	422	419	418	0	0	0	137	418	99.05	99.76
8	Ludhiana	158	152	152	0	0	0	0	152	96.20	100.00
9	Patiala	155	155	155	0	0	0	1	155	100.00	100.00
10	Phillaur	647	645	630	0	15	2	61	647	100.00	97.67
11	Ropar	201	200	200	0	1	0	15	201	100.00	100.00
12	Sangrur	98	94	94	0	0	4	2	98	100.00	100.00
13	Taran Tarn	147	147	147	0	0	0	0	147	100.00	100.00
	<b>Total</b>	<b>4744</b>	<b>4725</b>	<b>4717</b>	<b>0</b>	<b>18</b>	<b>7</b>	<b>254</b>	<b>4742</b>	<b>99.96</b>	<b>99.83</b>

Sr. No.	Constituency	Actual Works		Works Uploaded							
		Sanctioned	Completed	Completed	Ongoing	Yet Not Started	Discontinued	Delayed	Total Works Placed on Website (5+6+7+8)	% of Works Placed on Website (10/3)	% of Completed Works on Website (5/4)
1	2	3	4	5	6	7	8	9	10	11	12
1	Amritsar	138	138	138	0	0	0	0	138	100.00	100.00
2	Bathinda	139	139	139	0	0	0	0	139	100.00	100.00
3	Faridkot	398	398	398	0	0	0	0	398	100.00	100.00
4	Ferozepur	231	230	230	0	1	0	2	231	100.00	100.00
5	Gurdaspur	184	184	192	0	0	0	0	192	<b>104.35</b>	<b>104.35</b>
6	Hoshiarpur	386	386	386	0	0	0	0	386	100.00	100.00
7	Jalandhar	184	184	184	0	0	0	57	184	100.00	100.00
8	Ludhiana	190	190	190	0	0	0	0	190	100.00	100.00
9	Patiala	319	319	319	0	0	0	1	319	100.00	100.00
10	Phillaur	710	710	708	0	0	1	95	709	99.86	99.72
11	Ropar	327	327	327	0	0	0	0	327	100.00	100.00
12	Sangrur	291	285	285	0	0	6	2	291	100.00	100.00
13	Taran Tarn	521	521	504	0	0	0	0	504	96.74	96.74
	<b>Total</b>	<b>4018</b>	<b>4011</b>	<b>4000</b>	<b>0</b>	<b>1</b>	<b>7</b>	<b>157</b>	<b>4008</b>	<b>99.75</b>	<b>99.73</b>

Sr. No.	Constituency	Actual Works		Works Uploaded							
		Sanctioned	Completed	Completed	Ongoing	Yet Not Started	Discontinued	Delayed	Total Works Placed on Website (5+6+7+8)	% of Works Placed on Website (10/3)	% of Completed Works on Website (5/4)
1	2	3	4	5	6	7	8	9	10	11	12
1	Amritsar	49	49	49	0	0	0	0	49	100.00	100.00
2	Bathinda	240	240	240	0	0	0	0	240	100.00	100.00
3	Faridkot	285	285	284	0	1	0	0	285	100.00	99.65
4	Ferozepur	111	111	111	0	0	0	1	111	100.00	100.00
5	Gurdaspur	216	216	215	0	0	0	0	215	99.54	99.54
6	Hoshiarpur	287	287	287	0	0	0	212	287	100.00	100.00
7	Jalandhar	116	116	116	0	0	0	24	116	100.00	100.00
8	Ludhiana	71	71	71	0	0	0	0	71	100.00	100.00
9	Patiala	147	147	147	0	0	0	0	147	100.00	100.00
10	Phillaur	248	248	247	0	0	0	85	247	99.60	99.60
11	Ropar	234	234	234	0	0	0	0	234	100.00	100.00
12	Sangrur	234	234	230	0	0	4	1	234	100.00	98.29
13	Taran Tarn	192	192	140	1	22	0	0	163	84.90	72.92
	<b>Total</b>	<b>2430</b>	<b>2430</b>	<b>2371</b>	<b>1</b>	<b>23</b>	<b>4</b>	<b>323</b>	<b>2399</b>	<b>98.72</b>	<b>97.57</b>



Sr. No.	Constituency	Actual Works		Works Uploaded							
		Sanctioned	Completed	Completed	Ongoing	Yet Not Started	Discontinued	Delayed	Total Works Placed on Website (5+6+7+8)	% of Works Placed on Website (10/3)	% of Completed Works on Website (5/4)
1	2	3	4	5	6	7	8	9	10	11	12
1	Amritsar	1046	1046	1045	0	0	1	0	1046	100.00	99.90
2	Bathinda	1375	1375	1375	0	0	0	1	1375	100.00	100.00
3	Faridkot	1741	1733	1816	1	8	10	23	1835	<b>105.40</b>	<b>104.79</b>
4	Firozpur	1026	1019	1019	7	0	0	7	1026	100.00	100.00
5	Gurdaspur	1151	1151	1121	0	3	1	0	1125	97.74	97.39
6	Hoshiarpur	2923	2886	2886	6	6	25	336	2923	100.00	100.00
7	Jalandhar	1769	1764	1764	0	3	2	339	1769	100.00	100.00
8	Ludhiana	1269	1250	1250	19	0	0	2	1269	100.00	100.00
9	Patiala	1267	1267	1267	0	0	0	116	1267	100.00	100.00
10	Phillaur	2450	2433	2402	22	6	9	447	2439	99.55	98.73
11	Ropar	2761	2563	2563	89	10	99	41	2761	100.00	100.00
12	Sangrur	2024	1862	1862	0	0	162	15	2024	100.00	100.00
13	Taran Tarn	1164	1164	1164	0	0	0	0	1164	100.00	100.00
	<b>Total</b>	<b>21966</b>	<b>21513</b>	<b>21534</b>	<b>144</b>	<b>36</b>	<b>309</b>	<b>1327</b>	<b>22023</b>	<b>100.26</b>	<b>100.10</b>

\*Sangrur 176 works discontinued (Duplicate)

Sr. No.	Constituency	Actual Works		Works Uploaded							
		Sanctioned	Completed	Completed	Ongoing	Yet Not Started	Discontinued	Delayed	Total Works Placed on Website (5+6+7+8)	% of Works Placed on Website (10/3)	% of Completed Works on Website (5/4)
1	2	3	4	5	6	7	8	9	10	11	12
<b>1</b>	<b>Amritsar</b>										
	Sh.Raj Mohinder Singh	308	308	0	0	144	0	0	144	46.75	0.00
<b>2</b>	<b>Jalandhar</b>										
2.1	Sh. Balbir Singh	301	298	301	0	0	0	118	301	100.00	101.01
2.2	Sh. Iqbal Singh	187	187	187	0	0	0	87	187	100.00	100.00
2.3	Sh. Barjinder Singh Hamdard	220	220	218	0	2	0	61	220	100.00	99.09
	<i>Total</i>	<i>708</i>	<i>705</i>	<i>706</i>	<i>0</i>	<i>2</i>	<i>0</i>	<i>266</i>	<i>708</i>	<i>100.00</i>	<i>100.14</i>
<b>3</b>	<b>Ludhiana</b>										
3.1	Sh. Jagir Singh Dard	289	286	286	1	2	0	0	289	100.00	100.00
3.2	Sh. Mohinder Singh Kalyan	153	151	152	1	0	0	0	153	100.00	100.66
3.3	Sh.Lajpat Rai	320	320	320	1	0	0	1	321	100.31	100.00
	<i>Total</i>	<i>762</i>	<i>757</i>	<i>758</i>	<i>3</i>	<i>2</i>	<i>0</i>	<i>1</i>	<i>763</i>	<i>100.13</i>	<i>100.13</i>
<b>4</b>	<b>Patiala</b>										
4.1	Sh. Vinod Sharma	259	258	257	0	0	1	2	258	99.61	99.61
4.2	Sh. Surinder Kumar Singla	404	404	399	0	1	0	7	400	99.01	98.76
4.3	Sh.Gurcharan Singh Tohra	1418	1402	1403	0	15	0	0	1418	100.00	100.07
	<i>Total</i>	<i>2081</i>	<i>2064</i>	<i>2059</i>	<i>0</i>	<i>16</i>	<i>1</i>	<i>9</i>	<i>2076</i>	<i>99.76</i>	<i>99.76</i>

Sr. No.	Constituency	Actual Works		Works Uploaded							
		Sanctioned	Completed	Completed	Ongoing	Yet Not Started	Discontinued	Delayed	Total Works Placed on Website (5+6+7+8)	% of Works Placed on Website (10/3)	% of Completed Works on Website (5/4)
1	2	3	4	5	6	7	8	9	10	11	12
<b>5</b>	<b>Ferozepur</b>										
	Sh. Virendera Kataria	134	134	134	0	0	0	1	134	100.00	100.00
<b>6</b>	<b>Gurdaspur</b>										
6.1	Sh. Bhupinder Singh Mann	206	206	200	0	0	0	0	200	97.09	97.09
6.2	Smt. Sukhbans Kaur Bhinder	497	470	312	164	17	0	9	493	99.20	66.38
<i>Total</i>		<i>703</i>	<i>676</i>	<i>512</i>	<i>164</i>	<i>17</i>	<i>0</i>	<i>9</i>	<i>693</i>	<i>98.58</i>	<i>75.74</i>
<b>7</b>	<b>Mansa</b>										
	Sh. Balwinder Singh Bhunder	983	983	983	0	0	0	6	983	100.00	100.00
<b>8</b>	<b>Fatehgarh Sahib</b>										
	Sh.Sukhdev Singh Libra	1669	1556	1558	46	4	61	10	1669	100.00	100.13
<b>9</b>	<b>Sangrur</b>										
	Sh.Sukhdev Singh Dhindsa	1268	1200	1200	0	0	68	3	1268	100.00	100.00
<b>10</b>	<b>Faridkot</b>										
	Smt. Gurcharan Kaur	254	247	221	2	26	6	5	255	100.39	89.47
<b>11</b>	<b>Mukatsar</b>										
	Sh.Sukhbir Singh Badal	766	751	751	0	14	1	1	766	100.00	100.00
<b>Grand Total</b>		<b>9636</b>	<b>9381</b>	<b>8882</b>	<b>215</b>	<b>225</b>	<b>137</b>	<b>311</b>	<b>9459</b>	<b>98.16</b>	<b>94.68</b>